

Testing Quick Reference Handbooks in Flight Simulators

Anthony Berg (200871682)
Supervisor: Dr Leo Freitas

Word Count: 3074

15th May 2024

Preface

Abstract

This is an abstract.

Declaration

I declare that this dissertation represents my own work except where otherwise stated.

Acknowledgements

I would like to thank my supervisor Leo Freitas for supporting, guiding, and providing with areas of improvement for me throughout the project.

Contents

1	Introduction	1
1.1	Scene	1
1.2	Motivation	1
1.3	Aim	1
1.4	Objectives	1
2	Background	3
2.1	Hypothesis	3
2.2	Safety in Aviation	3
2.2.1	History	3
2.2.2	Checklists	3
2.3	Formal Methods	3
2.3.1	History	3
2.3.2	Application	3
2.4	Solution Stack	3
2.4.1	Formal Model	4
2.4.2	Checklist Tester	4
2.4.3	Flight Simulator Plugin	4
3	Design/Implementation	5
3.1	Components	5
3.2	Formal Method	5
3.3	Checklist Tester	6
3.3.1	Designing	6
3.3.2	Compose Multiplatform	6
3.3.3	Storing Data	8
3.3.4	VDMJ Wrapper	11
3.3.5	Connecting to the Flight Simulator	11
3.3.6	Testing	11
3.4	Simulator Connector Plugin	12
3.4.1	Creating Maven Package	12
3.4.2	Submitting a Pull Request	13
3.5	Scenarios	13
3.6	Decisions	13
4	Results	14
4.1	Problems Found	14
4.2	LOC?	14
4.3	Reflection	14
4.4	Time Spent	14
5	Conclusion	15
5.1	Changes	15
5.2	Objectives	15
5.3	What Next	15
A	Formal Model	16

B Database	24
B.1 SQL Schemas	24
References	27

Chapter 1

Introduction

1.1 Scene

- Designing Emergency Checklists is difficult
- Procedures in checklists must be tested in simulators [1], which usually means trained pilots test it, as the tests need to work consistently [2] (making sure it's not lengthy, concise and gets critical procedures)
- Checklists are usually carried out in high workload environments, especially emergency ones

1.2 Motivation

- Testing procedures in checklists are often neglected [1]
- There are some checklists that may not be fit for certain scenarios - e.g. ditching (water landing) checklist for US Airways Flight 1549 assumed at least one engine was running [3], but in this scenario, there were none
- Some checklists may make pilots 'stuck' - not widely implemented, could be fixed with 'opt out' points. e.g. US Airways 1549, plane below 3000ft, could have skip to later in the checklist to something like turn on APU, otherwise plane will have limited control [3].
- Checklists may take too long to carry out - Swissair 111

1.3 Aim

The goal of this project is to test checklists in Quick Reference Handbooks (QRH) for flaws that could compromise the aircraft and making sure that the tests can be completed in a reasonable amount of time by pilots. It is also crucial to make sure that the tests are reproducible in the same flight conditions and a variety of flight conditions.

1.4 Objectives

1. Research current checklists that may be problematic and are testable in the QRH tester being made
2. Implement a formal model that runs through checklists, with the research gathered to produce an accurate test
 - (a) Understand the relative states of the aircraft that need to be captured
 - (b) Ensure that the results of the checklist procedures are consistent
3. Implement a QRH tester manager that
 - Runs the formal model and reacts to the output of the formal model

- Connect to a flight simulator to run actions from the formal model
- Implement checklist procedures to be tested, run them, and get feedback on how well the procedure ran

Chapter 2

Background

2.1 Hypothesis

- Checklists can be tested in a simulated environment to find flaws in checklist for things like
 - Can be done in an amount of time that will not endanger aircraft
 - Provides reproducible results
 - Procedures will not endanger aircraft or crew further (Crew referring to Checklist Manifesto with the cargo door blowout)
- Results in being able to see where to improve checklists

2.2 Safety in Aviation

2.2.1 History

- 70-80% of aviation accidents are attributed to human factors [4]

2.2.2 Checklists

- Checklists have been shown to aid in minimising human errors [2]
- However, checklists can be misleading and compromise the safety of the aircraft due to them being either too confusing or taking too long to complete [1]
- That is why testing checklists are important to avoid these situations

2.3 Formal Methods

2.3.1 History

2.3.2 Application

2.4 Solution Stack

- There would be around 3 main components to this tester
 - Formal Model
 - Flight Simulator plugin
 - Checklist Tester (to connect the formal model and flight simulator)
- As VDM-SL is being used, it uses VDMJ to parse the model [5]. This was a starting point for the tech stack, as VDMJ is also open source.
- VDMJ is written in Java [5], therefore to simplify implementing VDMJ into the Checklist Tester, it would be logical to use a Java virtual machine (JVM) language.

2.4.1 Formal Model

- There were a few ways of implementing the formal model into another application
- Some of these methods were provided by Overture [6]
 - RemoteControl interface
 - VDMTools API [7]
- However, both of these methods did not suit what was required as most of the documentation for RemoteControl was designed for the Overture Tool IDE. VDMTools may have handled the formal model differently
- The choice was to create a VDMJ wrapper, as the modules are available on Maven

2.4.2 Checklist Tester

JVM Language

- There are multiple languages that are made for or support JVMs [8]
- Requirements for language
 - Be able to interact with Java code because of VDMJ
 - Have Graphical User Interface (GUI) libraries
 - Have good support (the more popular, the more resources available)
- The main contenders were Java and Kotlin [9]
- Kotlin [9] was the choice in the end as Google has been putting Kotlin first instead of Java. Kotlin also requires less boilerplate code (e.g. getters and setters) [10]

Graphical User Interface

- As the tester is going to include a UI, the language choice was still important
- There are a variety of GUI libraries to consider using
 - JavaFX [11]
 - Swing [12]
 - Compose Multiplatform [13]
- The decision was to use Compose Multiplatform in the end, due to time limitations and having prior experience in using Flutter [14]
- Compose Multiplatform has the ability to create a desktop application and a server, which would allow for leeway if a server would be needed

2.4.3 Flight Simulator Plugin

- There are two main choices for flight simulators that can be used for professional simulation
 - X-Plane [15]
 - Prepar3D [16]
- X-Plane was the choice due to having better documentation for the SDK, and a variety of development libraries for the simulator itself
- For the plugin itself, there was already a solution developed by NASA, X-Plane Connect [17] that is more appropriate due to the time limitations and would be more likely to be reliable as it has been developed since 2015

Chapter 3

Design/Implementation

3.1 Components

Splitting up the project into multiple components has been useful for

- Aiding in planning to make the implementation more efficient
- Delegating specific work tasks
- Making the project modular, for example, allowing for a different simulator to be implemented with minimal need to refactor other parts of the codebase

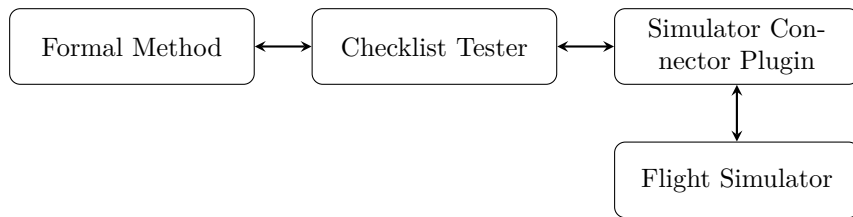


Figure 3.1: Abstract layout of components

Each of the components in [section 3.1](#) will be covered in detail in this chapter.

3.2 Formal Method

- Formal modelling is the heart of the logic for testing checklists
- Formal model created using VDM-SL
- It allows to test that the checklists have been completed in a proper manner - and that it is provable
- Model keeps track of
 - Aircraft state
 - Checklist state
- If an error were to occur in the model, this can be relayed that there was something wrong with running the test for the checklist, such as:
 - Procedure compromises integrity of aircraft
 - There is not enough time to complete the procedure
 - There is a contradiction with the steps of the checklist

Testing

- Since VDMJ version 4.5, it provides the QuickCheck tool
- This allows for providing counter examples to the model
- The counter examples were helpful to create pre and post conditions to avoid any unexpected results from the model

3.3 Checklist Tester

Brief overview of what it is supposed to do...

3.3.1 Designing

- Used Figma to create a design for the application
- Allows for implementing the front end to be faster because:
 - They act as a requirement for code
 - You do not forget what needs to be implemented
 - Keeps everything consistent
 - Allows to think about making parts of the GUI modular and what components can be reused
- Figma allows for plugins such as Material 3 colours and Material 3 components
- [Figure 3.2](#) is the final design that will be used for the program

Limitations of Figma

- The Material 3 Components in Figma do not include features that are available in Jetpack Compose
- In this project, the ‘Simulator Test’ at the bottom of [Figure 3.2](#) does not include a leading icon [\[18\]](#), and therefore had to be a trailing checkbox
- This was overcome by adding comments in Figma as a reminder of how the actual implementation should be like
- Another limitation is that in [Figure 3.2](#), the title of the screen in the top app bar [\[19\]](#) is not centered, and that is because the auto layout feature in Figma allows for equal spacing, rather than having each in a set position

3.3.2 Compose Multiplatform

Setup

- Used the *Kotlin Multiplatform Wizard* to create projects as it allows for runtime environments to be specified (in this case, Desktop and Server)
- Provides necessary build configurations in Gradle
- Planning what to implement important as Compose is designed to use modular components, otherwise a nested mess would occur as Compose is designed to have Composable functions passed in to a Composable function and therefore by design function nests will occur and the code will be harder to read if not managed correctly. [Listing 3.1](#) shows example of using modular code from the Actions screen in project (with code omissions shown in comments)
- Used Voyager [\[20\]](#) to handle screens
- Used Koin [\[21\]](#) for dependency injection, to be able to get data from the database and VDMJ

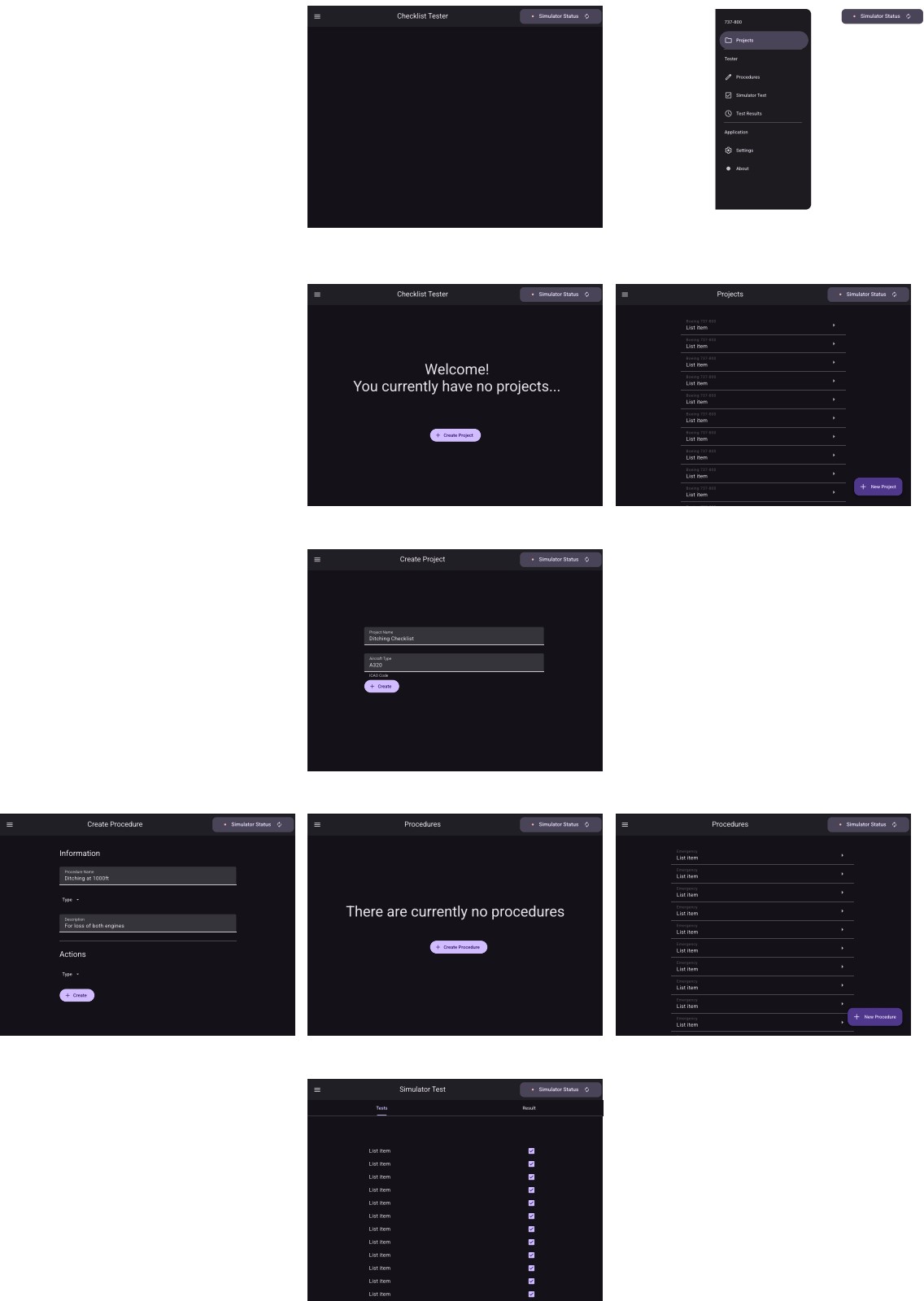


Figure 3.2: Design for the Checklist Connector GUI in Figma

- Chose to use it because of Voyager integration with Koin [22]
- Required as the application will be unresponsive when making requests to the database and/or VDMJ
- Used asynchronous coroutines to prevent the program from being blocked

3.3.3 Storing Data

- SQLDelight was used to handle the database by allowing for typesafe Kotlin APIs when interacting with the database. Specifically chosen as it provides support for Compose Multiplatform [23]
- It only allows for queries to be written in SQL, which would allow for more complex SQL queries if needed
- SQLite was used for the Relational Database Management System (RDBMS) as it is an embedded database [24], meaning that the database will run in the application, rather than running on a server, either remotely or through local containerization through something like Docker [25], which could take more time and add complexity as it means implementing additional dependencies
- SQLite also has 100% [26] which necessary for ensuring that the database will not cause artefacts to the results

Designing the Database

- The database could be thought as having 2 sections
 - The user inputs to control the tester, i.e. the steps a procedure contains. The tables for these are *Project*, *Procedure*, and *Action*
 - The test results for a procedure which are in the *Test*, and *ActionResult* tables
- The design of the database had relationships in mind as the goal was to have a detailed tracking of statistics for each step in the procedure, hence in Figure 3.3
- A *Procedure* can have multiple *Tests*, where each *Test* each contains the result of how each *Action* in *ActionResults*
- The choice of a *Project* was to allow for the segregation of testing different aircrafts, as each aircraft has different cockpit layouts and different systems

Implementing into Compose Multiplatform

- Compose Multiplatform has support for different runtime environments, however as this project was only being developed for Desktop, the JVM SQLite driver only had to be considered
- However, the functions for the database were written in the *shared/commonMain* module as there may be a potential for adding Android and iOS support as it as it may be helpful run the tests on a tablet
- A database transaction had two modules
 - A class handling SQLDelight API calls only; meaning no conversion of types, which are functions only accessible within module internally, which is located in *io.anthonyberg.connector.shared.database*
 - SDKs that can handle multiple tables, such as *TestTransaction* which handles database calls when checklists are being tested in the application. And allows for converting types, such as *Int* to *Long*
- The separation of these modules was to have in mind unit testing, as it will make it easier to debug if a problem is with SQLDelight transactions are handled, or if there is a conversion error occurring

```

1  @Composable
2  override fun Content() {
3      // Content variables...
4
5      Scaffold(
6          topBar = { /* Composable content... */ },
7      ) {
8          Column(/* Column option parameters... */) {
9              Box(/* Box option parameters... */) {
10                 LazyColumn(/* LazyColumn option parameters... */) {
11
12                     item {
13                         Header()
14                     }
15
16                     items(
17                         items = inputs,
18                         key = { input -> input.id }
19                     ) { item ->
20                         ActionItem(item)
21                     }
22                 }
23             }
24         }
25     }
26 }
27
28 @Composable
29 private fun Header() {
30     Text(text = "Edit Actions")
31 }
32
33 @Composable
34 private fun ActionItem(item: Action) {
35     Column (/* Column option parameters... */) {
36         Row(/* Row option parameters... */) {
37             Text(text = "Action ${item.step + 1}")
38
39             IconButton(/* IconButton definition parameters... */) {
40                 Icon(
41                     Icons.Outlined.Delete,
42                     // Rest of Icon options...
43                 )
44             }
45         }
46
47         Row(/* Row option parameters... */) {
48             OutlinedTextField(/* TextField definition parameters... */)
49
50             OutlinedTextField(/* TextField definition parameters... */)
51         }
52
53         HorizontalDivider()
54     }
55 }

```

Listing 3.1: Example of modular code in Compose

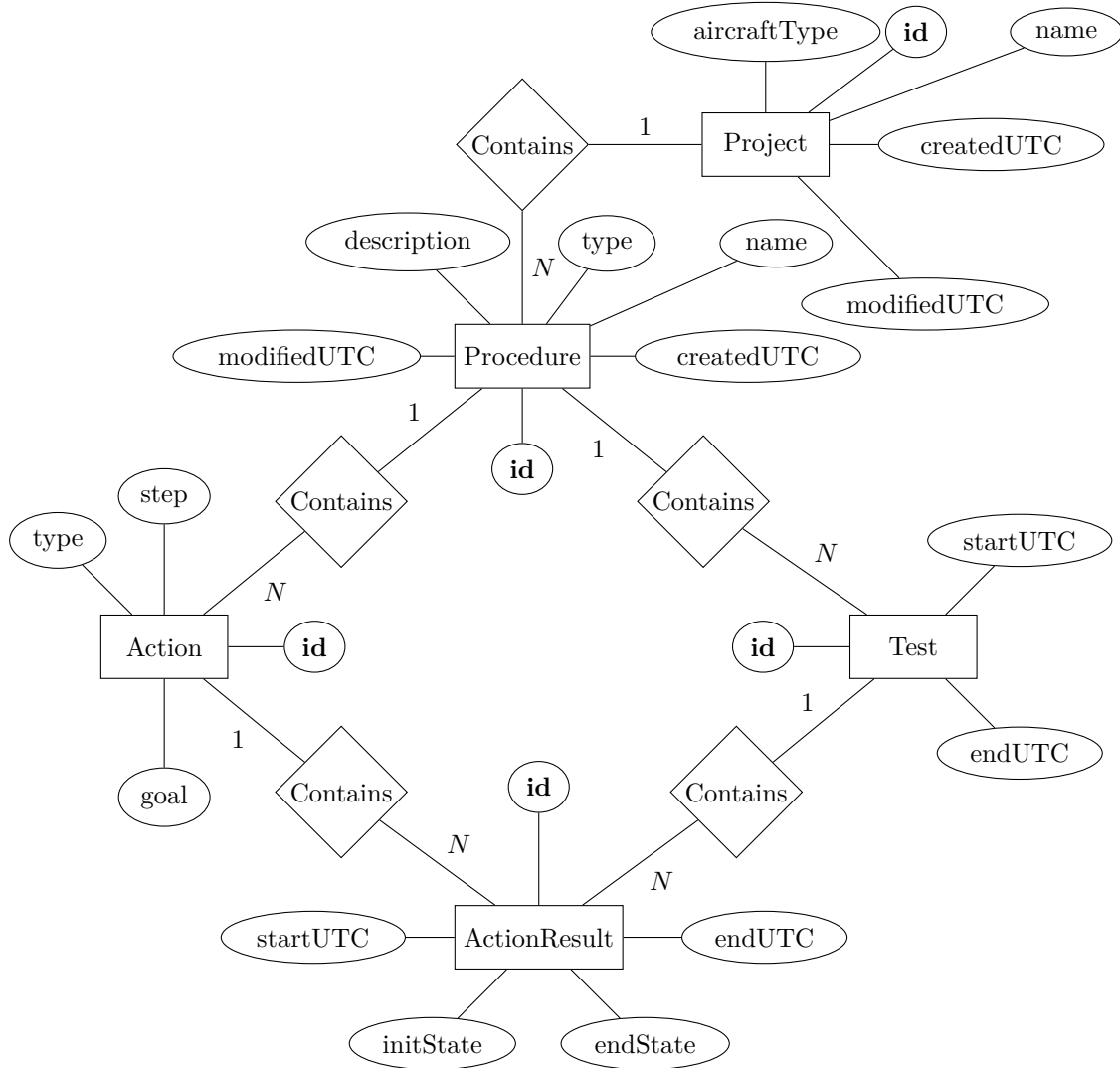


Figure 3.3: Entity Relationship Diagram for the database in Checklist Connector

3.3.4 VDMJ Wrapper

- VDMJ is written in Java and it is free open source software that is accessible on GitHub
- This allows for VDMJ to be used as per the license, GNU General Public License v3 (GPLv3) [27] [28]. This means that as VDMJ is being used as a library, the code for this project has to be licensed with GPLv3 or any GPLv3 compatible license [29]

Implementing VDMJ

- VDMJ has packages available on Maven Central making adding it as a dependency simple
- The package used was `dk.au.ece.vdmj:vdmj` with version 4.5.0
- However, initially when implementing VDMJ, 4.5.0-P was used accidentally and it led to debugging why imports were not working; and therefore the -P versions are not suitable
- The initial method of implementation was using a Ktor server that would have run alongside the desktop application, where the server would handle Representational State Transfer (REST) API calls
- This was unnecessary as the *interactive* mode of VDMJ was able to run on the desktop application itself. However, the Ktor was useful for debugging and testing as an API route was created to allow VDMJ commands to be executed through a URL
- To be able to get the outputs from VDMJ, a `ConsolePrintWriter` new had to be created from the `com.fujitsu.vdmj.messages` package; which handles writing to the console *stdout*. This then gets used to replace the `Console.out` and `Console.err` in the `com.fujitsu.vdmj.messages` package
- Parsing commands into VDMJ interface - was more difficult ¹
 - Created a `PipedInputStream` object, that gets connected to a `PipedOutputStream` object by passing the latter object in as a parameter. The `PipedOutputStream` is then used to pass inputs into `PipedInputStream`
 - To be able to write to this stream, a `BufferedWriter` is created by passing the `PipedOutputStream` with a bridge `OutputStreamWriter` that encodes characters into bytes
 - For VDMJ to be able to read the input stream, a separate object had to be created, `BufferedReader`, where the `PipedInputStream` gets parsed through a bridge, `InputStreamReader` that converts bytes to characters

Handling VDMJ Outputs

- VDMJ outputs are handled using string manipulation
- Created into objects that are replicas of types in VDM-SL
- The string manipulation allows to specify where the outputs of the object go

3.3.5 Connecting to the Flight Simulator

3.3.6 Testing

- Testing can be run with Gradle when it comes to running unit tests
- Decided to use JUnit 5 as it provides additional tools such as statistics, integration with IntelliJ to view code coverage, or being run in continuous integration tests
- The testable components in this project is mostly backend modules as the GUI made in Compose is not the focus of the project and it would require a lot of extra time
- Unit tests have been made for the database and Koin

¹The objects created here are provided by the `java.io` package.

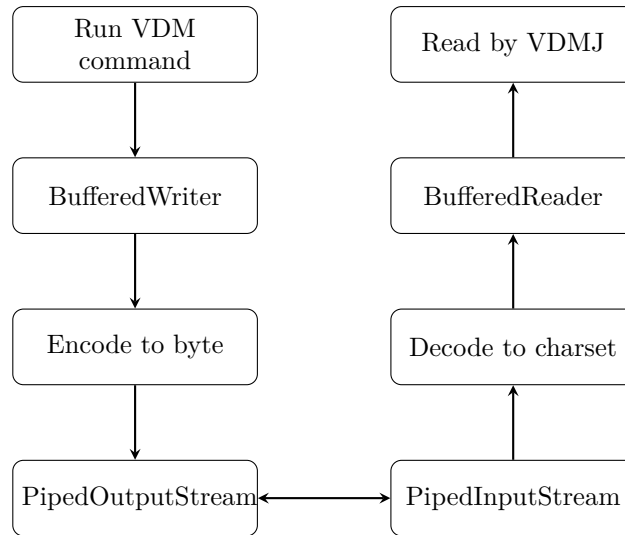


Figure 3.4: Flowchart of VDMJ Input/Output Stream handling

- Koin comes with tests that can be automatically be generated
- Ethos when testing was to try and find exploits, act as a user who may mishandle inputs, and stress testing functions by passing parameter with hundreds of objects

Testing for Resource Usage

- The application was tested using the *Profiler* tool on IntelliJ IDEA 2024 (Ultimate Edition) to find potential memory leaks
- One problem found was the initial VDMJ wrapper which would use the execute command instead of the interpreter, which would require reinitializing the entirety of VDMJ, which resulted in a slight memory leak and a massive write usage

3.4 Simulator Connector Plugin

3.4.1 Creating Maven Package

- XPC package is not published on a public Maven repository
- There has been a pull request that was merged to the *develop* branch that provides Maven POMs [30]. However, the maintainer for the project, at the time, did not have enough time to figure out the process of publishing the package to a Maven repository [31]
- Therefore, had to find an alternative way to implement
- Jitpack [32]
 - In theory, simple to publish a repository, all that is required is a GitHub repository and searching if one has already been created on JitPack or build and publish a specific version
 - However, due to the structure of the XPC repository, JitPack could not locate the build tools (Apache Maven in this case) as JitPack only searches on the root directory for the compatible build tools
- Gradle gitRepository [33]
 - There was not a lot of documentation
 - Ambiguous on how to define directory for where the Java library is located in the Git repository

- However, as XPC was only built with Maven, Gradle was not able add the dependency as `gitRepository()` only works with Gradle builds [34]
- Resorted to using a compiled Jar file and adding the dependency to Gradle
- Not happy about that because it means maintaining it will be more difficult as it is not as simple as just changing the version number
- Later, resorted to adding Gradle build files to XPC
- Used automatic conversion from Maven to Gradle using `gradle init` command [35]
- Had to add local dependencies due to how Gradle works differently
- Had to fix previous structure of Maven POM as the grouping as not good

3.4.2 Submitting a Pull Request

- Adding the Gradle build tools can be seen as being helpful for others, as it would allow for the XPC library to be added as a dependency, especially if the NASA Ames Research Center Diagnostics and Prognostics Group were to add it to the GitHub repository, it would mean that it would be easier for people to access Maven Packages for XPC
- Therefore, to help improve the experience for other people who would want to develop with the XPC Java library, it would be logical to submit a pull request
- But it did mean making sure that the contribution would be perfect and not contain problems

Testing

- The XPC Java library includes a JUnit 4 test, however, implementing this with Gradle proved useless, as it was not able to get the results from the tests, which would be bad for not being able to catch problems with new builds
- Therefore, the tests were updated to JUnit 5, where most of the changes were adding asserts for throws [36]²

GitHub

- Made sure to add generated build files to `.gitignore`
- Changed the URL of the repository in Gradle to NASA's repository so that the Maven package can be published correctly on the GitHub repository
- From the beginning anyways, made sure to have insightful commit messages
- Submitted the pull request stating the changes made³

3.5 Scenarios

- Use a Quick Reference Handbook (QRH) to find potential list of checklists to test
- Look at previous accident reports that had an incident related to checklists and test it with my tool to see if it will pick it up
- These previous accident reports can be good metrics to know what statistics to look out for

3.6 Decisions

²The commit including the changes to the tests can be viewed here: <https://github.com/smyalygames/XPlaneConnect/commit/e7b8d1e811999b4f8d7230f60ba94368e14f1148>

³<https://github.com/nasa/XPlaneConnect/pull/313>

Chapter 4

Results

4.1 Problems Found

4.2 LOC?

4.3 Reflection

4.4 Time Spent

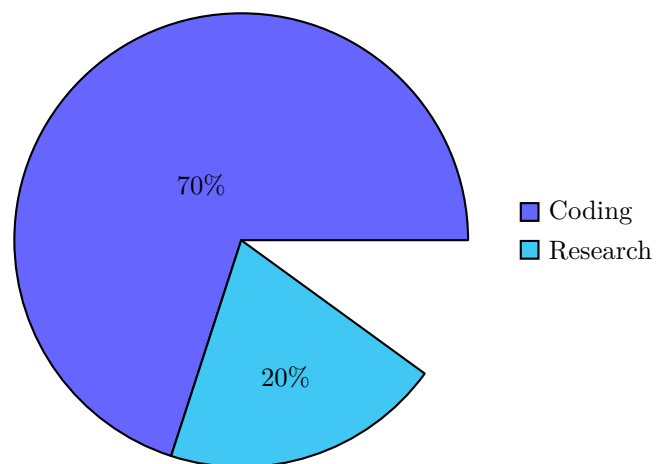


Figure 4.1: Time spent on sections of project

Chapter 5

Conclusion

5.1 Changes

5.2 Objectives

5.3 What Next

Appendix A

Formal Model

```
1 module Checklist
2 exports all
3 definitions
4
5 values
6   -- Before Start Checklist
7   -- Items in Aircraft
8   -- Flight Deck... (can't check)
9   fuel: ItemObject = mk_ItemObject(<SWITCH>, mk_Switch(<OFF>, false)→
10     );
11   pax_sign: ItemObject = mk_ItemObject(<SWITCH>, mk_Switch(<OFF>, →
12     true));
13   windows: ItemObject = mk_ItemObject(<SWITCH>, mk_Switch(<ON>, →
14     false));
15   -- Preflight steps
16   acol: ItemObject = mk_ItemObject(<SWITCH>, mk_Switch(<OFF>, false)→
17     );
18
19   aircraft_panels: Items = {"Fuel_Pump" |-> fuel, "Passenger_Signs" →
20     |-> pax_sign, "Windows" |-> windows, "Anti_Collision_Lights" →
21     |-> acol};
22
23   -- Checklist
24   -- Flight Deck... (can't check)
25   fuel_chkl: ChecklistItem = mk_ChecklistItem("Fuel_Pump", <SWITCH>,→
26     <ON>, false);
27   pax_sign_chkl: ChecklistItem = mk_ChecklistItem("Passenger_Signs",→
28     <SWITCH>, <ON>, false);
29   windows_chkl: ChecklistItem = mk_ChecklistItem("Windows", <SWITCH→
30     >, <ON>, false);
31   -- Preflight steps
32   acol_chkl: ChecklistItem = mk_ChecklistItem("Anti_Collision_Lights→
33     ", <SWITCH>, <ON>, false);
34
35   before_start_procedure: Procedure = [fuel_chkl, pax_sign_chkl, →
36     windows_chkl, acol_chkl];
37
38   aircraft = mk_Aircraft(aircraft_panels, before_start_procedure);
39
40 types
41   --@doc The dataref name in X-Plane
42   Dataref = seq1 of char;
43
44   -- Aircraft
```

```
33
34 -- Switches
35 --@doc The state a switch can be in
36 SwitchState = <OFF> | <MIDDLE> | <ON>;
37
38 --@LF why have a type kist as a rename?
39 ItemState = SwitchState; --@TODO | Button | ...
40
41 --@doc A switch, with the possible states it can be in, and the →
    state that it is in
42 Switch ::
43     position : SwitchState
44     middlePosition : bool
45     inv s ==
46         (s.position = <MIDDLE> => s.middlePosition);
47
48 -- Knob
49 Knob ::
50     position : nat
51     --@LF how can a state be an int? perhaps a proper type (i.e. →
        subset of int range or a union?)
52     states : set1 of nat
53     inv k ==
54         k.position in set k.states;
55
56 Lever = nat
57     inv t == t <= 100;
58
59 Throttle ::
60     thrust: Lever
61     reverser: Lever
62     inv t ==
63         (t.reverser > 0 <=> t.thrust = 0);
64
65 --@doc The type that the action of the button is
66 ItemType = <SWITCH> | <KNOB> | <BUTTON> | <THROTTLE>;
67
68 --@doc The unique switch/knob/etc of that aircraft
69 ObjectType = Switch | Knob | Throttle;
70 ItemObject ::
71     type : ItemType
72     object : ObjectType
73     inv mk_ItemObject(type, object) ==
74         cases type:
75             <SWITCH> -> is_Switch(object),
76             <KNOB>   -> is_Knob(object),
77             <THROTTLE>-> is_Throttle(object),
78             --<BUTTON> -> true
79             others -> true
80         end;
81
82 --@doc Contains each ItemObject in the Aircraft, e.g. Fuel Pump →
    switch
83 Items = map Dataref to ItemObject;
84
85 --@doc Contains the panels (all the items in the aircraft) and the→
    procedure
86 Aircraft ::
```

```

87     items : Items
88     procedure : Procedure
89     inv mk_Aircraft(i, p) ==
90       ({ x.procedure | x in seq p } subset dom i);
91
92   -- Checklist
93
94   --@doc Item of a checklist, e.g. Landing gear down
95   ChecklistItem ::
96     --@LF again, empty string here doesn't make sense.
97     procedure : Dataref
98     type : ItemType
99     --TODO Check is not only SwitchState
100    check : SwitchState
101    checked : bool;
102
103    --@doc This is an item in the aircraft that complements the item →
104    in the procedure
105    ItemAndChecklistItem ::
106      item : ItemObject
107      checklistItem: ChecklistItem
108      inv i == i.item.type = i.checklistItem.type;
109
110    --@doc A section of a checklist, e.g. Landing Checklist
111    --@LF shouldn't this be non-empty? What's the point to map a →
112    checklist name to an empty procedure? Yes.
113    Procedure = seq1 of ChecklistItem
114    inv p ==
115      --@LF the "trick" for "false not in set S" is neat. It →
116      forces a full evaluation, rather than short circuited →
117      (i.e. stops at first false).
118      -- I presume this was intended.
119      false not in set {
120        let first = p(x-1).checked, second = p(x).checked in
121          --@LF boolean values don't need equality check
122          second => first--((first = true) and (second = →
123            false))
124        | x in set {2,...,len p}};
125
126  functions
127  -- PROCEDURES
128  --@doc Finds the index of the next item in the procedure that →
129  needs to be completed
130  procedure_next_item_index: Procedure -> nat1
131  procedure_next_item_index(p) ==
132    hd [ x | x in set {1,...,len p} & not p(x).checked ]--p(x).→
133    checked = false]
134
135  pre
136    -- Checks procedure has not already been completed
137    not procedure_completed(p)--procedure_completed(p) = false
138
139  post
140    -- Checks that the index of the item is the next one to be →
141    completed
142    --@LF your def is quite confusing (to me)
143    --@LF how do you know that RESULT in inds p? Well, the →
144    definition above okay.
145    -- but you can't know whether p(RESULT-1) will! What if →
146    RESULT=1? p(RESULT-1)=p(0) which is invalid!

```

```
135      (not p(RESULT).checked)
136      and
137      (RESULT > 1 => p(RESULT-1).checked)
138      --p(RESULT).checked = false
139      --and if RESULT > 1 then
140      --    p(RESULT-1).checked = true
141      --else
142      --    true
143      ;
144
145      -- --@doc Checks if all the procedures have been completed
146      -- check_all_proc_completed: Checklist -> bool
147      -- check_all_proc_completed(c) ==
148      --    false not in set { procedure_completed(c(x)) | x in set →
149      --      {1,...,len c} };
150
151      -- --@doc Gives the index for the next procedure to complete
152      -- next_procedure: Checklist -> nat1
153      -- next_procedure(c) ==
154      --    hd [ x | x in set {1,...,len c} & not procedure_completed(c→
155      --      (x))]
156      -- post
157      --    RESULT <= len c;
158
159      --@doc Checks if the procedure has been completed
160      procedure_completed: Procedure -> bool
161      procedure_completed(p) ==
162      false not in set { p(x).checked | x in set {1,...,len p} };
163
164      --@doc Checks if the next item in the procedure has been completed
165      check_proc_item_complete: Procedure * Aircraft -> bool
166      check_proc_item_complete(p, a) ==
167      --@LF here you have a nice lemma to prove: →
168      --    procedure_next_item_index(p) in set inds p!
169      --    I think that's always true
170      let procItem = p(procedure_next_item_index(p)),
171      --@LF here you can't tell whether this will be true? i→
172      --    .e. procItem.procedure in set dom a.items?
173      item = a.items(procItem.procedure) in
174
175      --TODO need to be able to check for different types of →
176      --    Items
177      procItem.check = item.object.position
178
179      pre
180      procedure_completed(p) = false
181      --@LF perhaps add
182      --and
183      --p(procedure_next_item_index(p)).procedure in set dom a.items→
184      ?
185      ;
186
187      --@doc Marks next item in procedure as complete
188      mark_proc_item_complete: Procedure -> Procedure
189      mark_proc_item_complete(p) ==
190      let i = procedure_next_item_index(p), item = p(i) in
191      p ++ {i |-> complete_item(item)}
192      pre
193      procedure_completed(p) = false;
```

```

187
188 --@doc Completes an item in the procedure
189 do_proc_item: ItemObject * ChecklistItem -> ItemAndChecklistItem
190 do_proc_item(i, p) ==
191     let objective = p.check,
192     checkckItem = complete_item(p) in
193     -- Checks if the item is in the objective desired by the →
194     checklist
195     if check_item_in_position(i, objective) then
196         mk_ItemAndChecklistItem(i, checkckItem)
197     else
198         mk_ItemAndChecklistItem(move_item(i, p.check), →
199                                 checkckItem)
200
201 pre
202 p.checked = false
203 post
204 -- Checks the item has been moved correctly
205 check_item_in_position(RESULT.item, p.check);
206
207 --@doc Completes a procedure step by step
208 -- a = Aircraft
209 complete_procedure: Aircraft -> Aircraft
210 complete_procedure(a) ==
211     let procedure = a.procedure in
212     mk_Aircraft(
213         a.items ++ { x.procedure |-> do_proc_item(a.items(x.→
214             procedure), x).item | x in seq procedure },
215         [ complete_item(x) | x in seq procedure ]
216     )
217
218 pre
219 not procedure_completed(a.procedure)
220 post
221 procedure_completed(RESULT.procedure);
222
223 -- AIRCRAFT ITEMS
224 --@doc Marks ChecklistItem as complete
225 complete_item: ChecklistItem -> ChecklistItem
226 complete_item(i) ==
227     mk_ChecklistItem(i.procedure, i.type, i.check, true)
228
229 pre
230 i.checked = false;
231
232 --@doc Moves any type of Item
233 move_item: ItemObject * ItemState -> ItemObject
234 move_item(i, s) ==
235     -- if is_Switch(i) then (implement later)
236     let switch: Switch = i.object in
237     if check_switch_onoff(switch) and (s <> <MIDDLE>) and →
238     switch.middlePosition then
239         mk_ItemObject(i.type, move_switch(move_switch(→
240             switch, <MIDDLE>), s))
241     else
242         mk_ItemObject(i.type, move_switch(switch, s))
243
244 pre
245 wf_item_itemstate(i, s)
246 and not check_item_in_position(i, s);
247 -- and wf_switch_move(i.object, s);
248
249

```



```
240 --@doc Moves a specific switch in the aircraft
241 move_switch: Switch * SwitchState -> Switch
242 move_switch(i, s) ==
243     mk_Switch(s, i.middlePosition)
244 pre
245     wf_switch_move(i, s)
246 post
247     RESULT.position = s;
248
249 --@doc Checks if the switch is in the on or off position
250 check_switch_onoff: Switch -> bool
251 check_switch_onoff(s) ==
252     let position = s.position in
253         position = <OFF> or position = <ON>
254 post
255     -- Only one can be true at a time
256     -- If the switch is in the middle position, then RESULT cannot be true
257     -- If the switch is in the on/off position, then the RESULT will be true
258     (s.position = <MIDDLE>) <> RESULT;
259
260 --@doc Checks if the item is already in position for the desired state for that item
261 check_item_in_position: ItemObject * ItemState -> bool
262 check_item_in_position(i, s) ==
263     -- if is_Switch(i) then (implement later)
264     i.object.position = s
265 pre
266     wf_item_itemstate(i,s);
267
268 --@doc Checks if the Item.object is the same type for the ItemState
269 wf_item_itemstate: ItemObject * ItemState -> bool
270 wf_item_itemstate(i, s) ==
271     (is_Switch(i.object) and is_SwitchState(s) and i.type = <SWITCH>)
272     --TODO check that the item has not already been completed before moving item
273     --TODO add other types of Items
274     ;
275
276 --@doc Checks if the move of the Switch is a valid
277 wf_switch_move: Switch * SwitchState -> bool
278 wf_switch_move(i, s) ==
279     -- Checks that the switch not already in the desired state
280     i.position <> s and
281     -- The switch has to move one at a time
282     -- Reasoning for this is that some switches cannot be moved in one quick move
283     if i.middlePosition = true then
284         -- Checks moving the switch away from the middle position
285         (i.position = <MIDDLE> and s <> <MIDDLE>)
286         -- Checks moving the switch to the middle position
287         <> (check_switch_onoff(i) = true and s = <MIDDLE>)
288     else
289         check_switch_onoff(i) and s <> <MIDDLE>;
290
```

```

291
292 end Checklist
293
294 /*
295 //@LF always a good idea to run "qc" on your model. Here is its output→
    . PO 21 and 22 show a problem.
296 //@LF silly me, this was my encoding with the cases missing one →
    pattern :-). I can see yours has no issues. Good.
297
298 > qc
299 PO #1, PROVABLE by finite types in 0.002s
300 PO #2, PROVABLE by finite types in 0.0s
301 PO #3, PROVABLE by finite types in 0.0s
302 PO #4, PROVABLE by finite types in 0.0s
303 PO #5, PROVABLE by finite types in 0.0s
304 PO #6, PROVABLE by finite types in 0.0s
305 PO #7, PROVABLE by finite types in 0.0s
306 PO #8, PROVABLE by finite types in 0.0s
307 PO #9, PROVABLE by finite types in 0.001s
308 PO #10, PROVABLE by finite types in 0.001s
309 PO #11, PROVABLE by direct (body is total) in 0.003s
310 PO #12, PROVABLE by witness s = mk_Switch(<MIDDLE>, true) in 0.001s
311 PO #13, PROVABLE by direct (body is total) in 0.001s
312 PO #14, PROVABLE by witness k = mk_Knob(1, [-2]) in 0.0s
313 PO #15, PROVABLE by direct (body is total) in 0.0s
314 PO #16, PROVABLE by witness t = 0 in 0.0s
315 PO #17, PROVABLE by direct (body is total) in 0.001s
316 PO #18, PROVABLE by witness t = mk_Throttle(0, 0) in 0.001s
317 PO #19, PROVABLE by direct (body is total) in 0.002s
318 PO #20, PROVABLE by witness i = mk_ItemObject(<KNOB>, mk_Knob(1, [-1]))→
    ) in 0.002s
319 PO #21, FAILED in 0.002s: Counterexample: type = <BUTTON>, object = →
    mk_Knob(1, [-1])
320 Causes Error 4004: No cases apply for <BUTTON> in 'Checklist' (formal/→
    checklist.vdmsl) at line 119:13
321 ----
322 ItemObject':_total_function_obligation_in_'Checklist'_(formal/→
    checklist.vdmsl)_at_line_118:13
323 (forall_mk_ItemObject'(type, object):ItemObject'!_&
324 _is_(inv_ItemObject'(mk_ItemObject'!(type,_object)),_bool))
325
326 PO_#22,_FAILED_by_direct_in_0.005s:_Counterexample:_type=_<BUTTON>
327 PO_#23,_PROVABLE_by_witness_type=_<KNOB>,_object=_mk_Knob(1,_[-1])_→
    in_0.002s
328 PO_#24,_PROVABLE_by_direct_(body_is_total)_in_0.001s
329 PO_#25,_PROVABLE_by_witness_i=_mk_ItemAndChecklistItem(mk_ItemObject→
    (<KNOB>,_mk_Knob(1,_[-1])),_mk_ChecklistItem([],_<KNOB>,_<MIDDLE>,_→
    _true))_in_0.001s
330 PO_#26,_MAYBE_in_0.003s
331 PO_#27,_MAYBE_in_0.003s
332 PO_#28,_MAYBE_in_0.002s
333 PO_#29,_PROVABLE_by_witness_p=_[mk_ChecklistItem([],_<BUTTON>,_<→
    MIDDLE>,_true)]_in_0.001s
334 PO_#30,_MAYBE_in_0.002s
335 PO_#31,_MAYBE_in_0.001s
336 PO_#32,_MAYBE_in_0.003s
337 PO_#33,_MAYBE_in_0.002s
338 PO_#34,_MAYBE_in_0.001s

```

```
339 PO_#35, MAYBE_in_0.002s
340 PO_#36, MAYBE_in_0.009s
341 PO_#37, MAYBE_in_0.008s
342 PO_#38, MAYBE_in_0.007s
343 PO_#39, MAYBE_in_0.009s
344 PO_#40, MAYBE_in_0.002s
345 PO_#41, MAYBE_in_0.001s
346 PO_#42, MAYBE_in_0.001s
347 PO_#43, MAYBE_in_0.002s
348 PO_#44, MAYBE_in_0.002s
349 PO_#45, MAYBE_in_0.003s
350 PO_#46, MAYBE_in_0.002s
351 PO_#47, MAYBE_in_0.002s
352 PO_#48, MAYBE_in_0.001s
353 PO_#49, MAYBE_in_0.001s
354 PO_#50, MAYBE_in_0.0s
355 PO_#51, MAYBE_in_0.0s
356 PO_#52, MAYBE_in_0.005s
357 PO_#53, PROVABLE_by_trivial_p_in_set_(dom_checklist)_in_0.001s
358 PO_#54, MAYBE_in_0.006s
359 PO_#55, MAYBE_in_0.0s
360 PO_#56, MAYBE_in_0.001s
361 PO_#57, MAYBE_in_0.001s
362 PO_#58, MAYBE_in_0.001s
363 PO_#59, MAYBE_in_0.001s
364 PO_#60, MAYBE_in_0.001s
365 PO_#61, MAYBE_in_0.001s
366 PO_#62, MAYBE_in_0.0s
367 PO_#63, PROVABLE_by_finite_types_in_0.001s
368 PO_#64, PROVABLE_by_finite_types_in_0.001s
369 PO_#65, PROVABLE_by_finite_types_in_0.001s
370 PO_#66, MAYBE_in_0.001s
371 >
372 */
```

Appendix B

Database

B.1 SQL Schemas

```
1 CREATE TABLE IF NOT EXISTS Project (  
2     id INTEGER PRIMARY KEY AUTOINCREMENT NOT NULL,  
3     name TEXT NOT NULL,  
4     aircraftType TEXT NOT NULL,  
5     createdUTC TEXT NOT NULL,  
6     modifiedUTC TEXT  
7 );  
8  
9 createProject:  
10 INSERT INTO Project(name, aircraftType, createdUTC)  
11 VALUES (?, ?, ?);  
12  
13 selectAllProjects:  
14 SELECT * FROM Project;  
15  
16 selectProjectById:  
17 SELECT * FROM Project  
18 WHERE id = ?;  
19  
20 countProjects:  
21 SELECT COUNT(*) FROM Project;
```

Listing B.2: SQL Schema for Project

```

1 CREATE TABLE IF NOT EXISTS Procedure (
2     id INTEGER PRIMARY KEY AUTOINCREMENT NOT NULL,
3     projectId INTEGER NOT NULL,
4     name TEXT NOT NULL,
5     type TEXT NOT NULL,
6     description TEXT NOT NULL,
7     createdUTC TEXT NOT NULL,
8     modifiedUTC TEXT,
9     FOREIGN KEY (projectId) REFERENCES Project(id)
10 );
11
12 createProcedure:
13 INSERT INTO Procedure(projectId, name, type, description, createdUTC)
14 VALUES (?, ?, ?, ?, ?);
15
16 selectProcedures:
17 SELECT * FROM Procedure
18 WHERE projectId = ?;
19
20 selectProcedureById:
21 SELECT * FROM Procedure
22 WHERE id = ?;
23
24 countProcedures:
25 SELECT COUNT(*) FROM Procedure
26 WHERE projectId = ?;

```

Listing B.3: SQL Schema for Procedure

```

1 CREATE TABLE IF NOT EXISTS Action (
2     id INTEGER PRIMARY KEY AUTOINCREMENT NOT NULL,
3     procedureId INTEGER NOT NULL,
4     step INTEGER NOT NULL,
5     type TEXT NOT NULL,
6     goal TEXT NOT NULL,
7     FOREIGN KEY (procedureId) REFERENCES Procedure(id)
8 );
9
10 createAction:
11 INSERT INTO Action(procedureId, step, type, goal)
12 VALUES (?, ?, ?, ?);
13
14 selectActions:
15 SELECT * FROM Action
16 WHERE procedureId = ?;
17
18 countActions:
19 SELECT COUNT(*) FROM Action
20 WHERE procedureId = ?;
21
22 deleteByProcedure:
23 DELETE FROM Action
24 WHERE procedureId = ?;

```

Listing B.4: SQL Schema for Action

```

1 CREATE TABLE IF NOT EXISTS Test (
2     id INTEGER PRIMARY KEY AUTOINCREMENT NOT NULL,
3     procedureId INTEGER NOT NULL,
4     startUTC TEXT NOT NULL,
5     endUTC TEXT,
6     FOREIGN KEY (procedureId) REFERENCES Procedure(id)
7 );
8
9 startTest:
10 INSERT INTO Test(procedureId, startUTC)
11 VALUES (?, ?);
12
13 endTest:
14 UPDATE Test
15 SET endUTC = ?
16 WHERE id = ?;
17
18 lastInsertedRowId:
19 SELECT last_insert_rowid();

```

Listing B.5: SQL Schema for Test

```

1 CREATE TABLE IF NOT EXISTS ActionResult (
2     id INTEGER PRIMARY KEY AUTOINCREMENT NOT NULL,
3     testId INTEGER NOT NULL,
4     actionId INTEGER NOT NULL,
5     initState TEXT NOT NULL,
6     endState TEXT,
7     startUTC TEXT NOT NULL,
8     endUTC TEXT,
9     FOREIGN KEY (testId) REFERENCES Test(id),
10    FOREIGN KEY (actionId) REFERENCES Action(id)
11 );
12
13 startResult:
14 INSERT INTO ActionResult(testId, actionId, initState, startUTC)
15 VALUES (?, ?, ?, ?);
16
17 finishResult:
18 UPDATE ActionResult
19 SET endState = ?, endUTC = ?
20 WHERE id = ?;
21
22 lastInsertedRowId:
23 SELECT last_insert_rowid();

```

Listing B.6: SQL Schema for ActionResult

References

- [1] Immanuel Barshi, Robert Mauro, Asaf Degani et al. *Designing Flightdeck Procedures*. eng. Ames Research Center, Nov. 2016. URL: <https://ntrs.nasa.gov/citations/20160013263>.
- [2] Atul Gawande. *The Checklist Manifesto: How To Get Things Right*. Main Edition. Profile Books, July 2010. ISBN: 9781846683145.
- [3] National Transportation Safety Board. *Loss of Thrust in Both Engines After Encountering a Flock of Birds and Subsequent Ditching on the Hudson River*. Technical Report PB2010-910403. May 2010. URL: <https://www.nts.gov/investigations/Pages/DCA09MA026.aspx>.
- [4] William R. Knecht and Michael Lenz. *Causes of General Aviation Weather-Related, Non-Fatal Incidents: Analysis Using NASA Aviation Safety Reporting System Data*. Tech. rep. DOT/FAA/AM-10/13. FAA Office of Aerospace Medicine Civil Aerospace Medical Institute, Sept. 2010.
- [5] Nick Battle. *VDMJ*. URL: <https://github.com/nickbattle/vdmj> (visited on 21/04/2024).
- [6] Peter Gorm Larsen, Kenneth Lausdahl, Peter Jørgensen et al. *Overture VDM-10 Tool Support: User Guide*. TR-2010-02. Apr. 2013. Chap. 16, pp. 81–98. URL: <https://raw.githubusercontent.com/overturetool/documentation/editing/documentation/UserGuideOvertureIDE/OvertureIDEUserGuide.pdf>.
- [7] Kyushu University. *The VDM Toolbox API*. Version 1.0. 2016. URL: https://github.com/vdmtools/vdmtools/raw/stable/doc/api-man/ApiMan_a4E.pdf.
- [8] Raoul-Gabriel Urma. ‘Alternative Languages for the JVM’. In: *Java Magazine* (July 2014). URL: <https://www.oracle.com/technical-resources/articles/java/architect-languages.html> (visited on 05/05/2024).
- [9] JetBrains s.r.o. *Kotlin Programming Language*. URL: <https://kotlinlang.org/> (visited on 21/04/2024).
- [10] Google LLC. *Kotlin and Android | Android Developers*. URL: <https://developer.android.com/kotlin> (visited on 21/04/2024).
- [11] OpenJFX. *JavaFX*. URL: <https://openjfx.io/> (visited on 21/04/2024).
- [12] FormDev Software GmbH. *FlatLaf - Flat Look and Feel | FormDev*. URL: <https://www.formdev.com/flatlaf/> (visited on 21/04/2024).
- [13] JetBrains s.r.o. *Compose Multiplatform UI Framework | JetBrains | JetBrains: Developer Tools for Professionals and Teams*. URL: <https://www.jetbrains.com/lp/compose-multiplatform/> (visited on 21/04/2024).
- [14] Google LLC. *Flutter - Build apps for any screen*. URL: <https://flutter.dev/> (visited on 21/04/2024).
- [15] Laminar Research. *X-Plane | The world’s most advanced flight simulator*. URL: <https://www.x-plane.com/> (visited on 21/04/2024).
- [16] Lockheed Martin Corporation. *Prepar3D – Next Level Training. World class simulation. Be ahead of ready with Prepar3D*. URL: <https://www.prepar3d.com/> (visited on 21/04/2024).
- [17] NASA Ames Research Center Diagnostics and Prognostics Group. *X-Plane Connect*. URL: <https://github.com/nasa/XPlaneConnect> (visited on 21/04/2024).
- [18] Google LLC. *Lists – Material Design 3*. URL: <https://m3.material.io/components/lists/guidelines> (visited on 13/05/2024).

- [19] Google LLC. *Top app bar – Material Design 3*. URL: <https://m3.material.io/components/top-app-bar/guidelines> (visited on 13/05/2024).
- [20] Adriel Café. *Overview / Voyager*. URL: <https://voyager.adriel.cafe/> (visited on 13/05/2024).
- [21] Koin and Kotzilla. *Koin - The pragmatic Kotlin Injection Framework - developed by Kotzilla and its open-source contributors*. URL: <https://insert-koin.io/> (visited on 13/05/2024).
- [22] Adriel Café. *Koin integration / Voyager*. URL: <https://voyager.adriel.cafe/screenmodel/koin-integration> (visited on 13/05/2024).
- [23] Square, Inc. *Overview - SQLDelight*. Version 2.0.2. URL: <https://cashapp.github.io/sqldelight/2.0.2/> (visited on 14/05/2024).
- [24] Hipp, Wyrick & Company, Inc. *About SQLite*. URL: <https://www.sqlite.org/about.html> (visited on 14/05/2024).
- [25] Docker Inc. *What is a Container? / Docker*. URL: <https://www.docker.com/resources/what-container/> (visited on 14/05/2024).
- [26] Hipp, Wyrick & Company, Inc. *How SQLite Is Tested*. URL: <https://www.sqlite.org/testing.html> (visited on 14/05/2024).
- [27] Nick Battle. *vdmj/LICENCE at master · nickbattle/vdmj*. URL: <https://github.com/nickbattle/vdmj/blob/master/LICENCE> (visited on 14/05/2024).
- [28] Free Software Foundation, Inc. *The GNU General Public License v3.0 - GNU Project - Free Software Foundation*. URL: <https://www.gnu.org/licenses/gpl-3.0.en.html> (visited on 14/05/2024).
- [29] Free Software Foundation, Inc. *Frequently Asked Questions about the GNU Licenses - GNU Project - Free Software Foundation*. URL: <https://www.gnu.org/licenses/gpl-faq.html#IfLibraryIsGPL> (visited on 14/05/2024).
- [30] Mike Frizzell. *Maven Folder Structure Re-org by frizman21 · Pull Request #227 · nasa/XPlaneConnect*. URL: <https://github.com/nasa/XPlaneConnect/pull/227> (visited on 13/05/2024).
- [31] Jason Watkins. *Publish Java library to maven repo · Issue #223 · nasa/XPlaneConnect - Comment*. URL: <https://github.com/nasa/XPlaneConnect/issues/223#issuecomment-870819396> (visited on 13/05/2024).
- [32] JitPack. *JitPack / Publish JVM and Android libraries*. URL: <https://jitpack.io/> (visited on 13/05/2024).
- [33] Gradle Inc. *gitRepository*. URL: <https://docs.gradle.org/current/kotlin-dsl/gradle/org.gradle.vcs/-source-control/git-repository.html> (visited on 13/05/2024).
- [34] Jendrik Johannes. *Git repository at <url> did not contain a project publishing the specified dependency*. URL: <https://discuss.gradle.org/t/git-repository-at-url-did-not-contain-a-project-publishing-the-specified-dependency/34019/2> (visited on 13/05/2024).
- [35] Gradle Inc. *Migrating Builds From Apache Maven*. Version 8.7. 2023. URL: https://docs.gradle.org/current/userguide/migrating_from_maven.html#migmvn:automatic_conversion.
- [36] The JUnit Team. *JUnit 5 User Guide - Migrating from JUnit 4*. URL: <https://github.com/smyalgames/XPlaneConnect/commit/e7b8d1e811999b4f8d7230f60ba94368e14f1148> (visited on 15/05/2024).
- [37] Barbara Burian. ‘Design Guidance for Emergency and Abnormal Checklists in Aviation’. In: *Proceedings of the Human Factors and Ergonomics Society Annual Meeting* 50 (Oct. 2006). DOI: [10.1177/154193120605000123](https://doi.org/10.1177/154193120605000123).
- [38] Quinn Kennedy, Joy Taylor, Daniel Heraldez et al. ‘Intraindividual Variability in Basic Reaction Time Predicts Middle-Aged and Older Pilots’ Flight Simulator Performance’. In: *The Journals of Gerontology: Series B* 68.4 (Oct. 2012), pp. 487–494. ISSN: 1079-5014. DOI: [10.1093/geronb/gbs090](https://doi.org/10.1093/geronb/gbs090). eprint: <https://academic.oup.com/psychsocgerontology/article-pdf/68/4/487/1520662/gbs090.pdf>.

- [39] Civil Aviation Authority. *Aircraft Emergencies: Considerations for air traffic controllers*. CAP745. Mar. 2005. URL: <https://www.caa.co.uk/cap745>.
- [40] The Overture Project. *The Vienna Development Method*. URL: <https://www.overturetool.org/method/> (visited on 23/02/2024).
- [41] Google LLC. *Jetpack Compose UI App Development Toolkit - Android Developers*. URL: <https://developer.android.com/develop/ui/compose> (visited on 21/04/2024).