

# Testing Quick Reference Handbooks in Flight Simulators

Anthony Berg (200871682)  
Supervisor: Leo Freitas

Word Count: 5733

22nd May 2024

# Preface

## Abstract

This is an abstract.

## Declaration

I declare that this dissertation represents my own work except where otherwise stated.

## Acknowledgements

I would like to thank my supervisor Leo Freitas for supporting, guiding, and providing with areas of improvement for me throughout the project.

# Contents

<b>1</b>	<b>Introduction</b>	<b>1</b>
1.1	Scene	1
1.2	Motivation	1
1.3	Aim	1
1.4	Objectives	1
<b>2</b>	<b>Background</b>	<b>3</b>
2.1	Hypothesis	3
2.2	Safety in Aviation	3
2.2.1	History	3
2.2.2	Checklists	3
2.3	Formal Methods	4
2.4	Solution Stack	4
2.4.1	Formal Model	5
2.4.2	Checklist Tester	5
2.4.3	Flight Simulator Plugin	5
<b>3</b>	<b>Design/Implementation</b>	<b>7</b>
3.1	Components	7
3.2	Formal Method	7
3.3	Checklist Tester	8
3.3.1	Designing	8
3.3.2	Compose Multiplatform	8
3.3.3	Storing Data	10
3.3.4	VDMJ Wrapper	13
3.3.5	Connecting to the Flight Simulator	14
3.3.6	Testing	14
3.4	Simulator Connector Plugin	14
3.4.1	Creating Maven Package	14
3.4.2	Submitting a Pull Request	15
3.5	Scenarios	16
3.6	Decisions	16
<b>4</b>	<b>Results</b>	<b>17</b>
4.1	Final Prototype	17
4.1.1	Formal Model	17
4.1.2	Checklist Tester	17
4.1.3	Setting up Tests	17
4.2	Problems Found	18
4.3	LOC?	18
4.4	Reflection	18
4.4.1	Planning	18
4.4.2	Implementation	19
4.5	Time Spent	19
<b>5</b>	<b>Conclusion</b>	<b>21</b>

---

5.1	Changes . . . . .	21
5.2	Objectives . . . . .	21
5.3	What Next . . . . .	22
<b>A</b>	<b>Formal Model</b>	<b>23</b>
<b>B</b>	<b>Database</b>	<b>31</b>
B.1	SQL Schemas . . . . .	31
	<b>References</b>	<b>34</b>

# Chapter 1

## Introduction

### 1.1 Scene

Designing aviation checklists is difficult and requires time to test them in simulators and the real world. [1] The simulators require trained pilots to test the checklist and make sure that they work consistently [2]; testing that the steps in the checklist are concise, achieves the goal of the checklist, and will not take too long to complete to the point it could compromise the safety of the aircraft. These checklists are also carried out by the crew in high workload environments, where this workload would be elevated if an emergency were to occur. [3]

### 1.2 Motivation

Testing procedures in checklists is often neglected by designers. [1] This is shown in historic incidents, where the checklists to aid resolve the problem at the time was not fit for the specific scenario that crew was in.

An example of this is the checklist used on US Airways Flight 1549. This flight suffered a dual engine failure due to a bird strike at an altitude of 2818 ft (859 m). The first action by the pilot was to turn on the Auxiliary Power Unit (APU), allowing critical systems, such as the flight controls and navigational aids, to be powered as the engines were no longer able to power those systems. However, if the first call was to run through the dual engine failure checklist (the one used on the flight), it would have been the 11<sup>th</sup> item on the checklist. Using the checklist from the beginning could have resulted in a worse outcome of the incident, but due to the crew's experience, they managed to execute the most successful ditching (water landing) in history. [4]

Therefore, this calls for a way to implement a way to test checklists for aspects that may have been overlooked during the development of the checklist.

### 1.3 Aim

The goal of this project is to test checklists in Quick Reference Handbooks (QRH) for flaws that could compromise the aircraft and making sure that the tests can be completed in a reasonable amount of time by pilots. It is also crucial to make sure that the tests are reproducible in the same flight conditions and a variety of flight conditions.

### 1.4 Objectives

1. Research current checklists that may be problematic and are testable in the QRH tester being made
2. Implement a formal model that runs through checklists, with the research gathered, to produce an accurate test

- (a) Understand the relative states of the aircraft that need to be captured
- (b) Ensure that the results of the checklist procedures are consistent
- 3. Implement a QRH tester manager that
  - (a) Runs the formal model and reacts to the output of the formal model
  - (b) Connect to a flight simulator to run actions from the formal model
  - (c) Implement checklist procedures to be tested, run them, and get feedback on how well the procedure ran

# Chapter 2

## Background

### 2.1 Hypothesis

- Checklists can be tested in a simulated environment to find flaws in checklist for things like
  - Can be done in an amount of time that will not endanger aircraft
  - Provides reproducible results
  - Procedures will not endanger aircraft or crew further (Crew referring to Checklist Manifesto with the cargo door blowout)
- Results in being able to see where to improve checklists

### 2.2 Safety in Aviation

#### 2.2.1 History

- 70-80% of aviation accidents are attributed to human factors [5]
- The first use of a checklist was in 1935 after the crash of a prototype plane known back then as the Model 299 (known as the Boeing B-17 today), due to the complex procedures required to operate the aircraft normally and forgetting a step resulting in lack of controls during takeoff [2]
- It was found that because of the complicated procedure to operate the aircraft that the pilots would forget steps, and hence the concept of checklists was tested, and found to minimize human errors [2]

#### 2.2.2 Checklists

Checklists are defined by the Civil Aviation Authority (CAA), the UK's aviation regulator, as: 'A set of written procedures/drills covering the operation of the aircraft by the flight crew in both normal and abnormal conditions. ... The Checklist is carried on the flight deck.' [6] These checklists as a result has shown to be a crucial tool in aviation to minimize human errors. [2]

There are multiple checklists that are designed for aircraft for the use of normal operation and potential problems that could arise during the flight. These checklists are stored in a Quick Reference Handbook (QRH) which is kept in the cockpit of each aircraft for use when needed. The definition of a QRH by CAA is:

A handbook containing procedures which may need to be referred to quickly and/or frequently, including Emergency and Abnormal procedures. The procedures may be abbreviated for ease of reference (although they must reflect the procedures contained

in the AFM<sup>1</sup>). The QRH is often used as an alternative name for the Emergency and Abnormal Checklist. [6]

However, checklists themselves can have design flaws as noted by researchers at the National Aeronautics and Space Administration (NASA) where checklists can be misleading, too confusing, or too long to complete, as a result having the potential of compromising the safety of the aircraft. [1] An example of this is what happened on Swiss Air Flight 111, where an electrical fault was made worse by following the checklist, resulting in the aircraft crashing in the ocean. This was as the flight crew was unaware of the severity of the fire caused by the electrical fault. Following the steps in the checklist, one of the steps was to cut out power to ‘non-essential’ systems, which increased the amount of smoke in the cockpit. Simultaneously, the checklist itself was a distraction as it was found to take around 30 minutes to complete in testing during the investigation. [7] This incident shows that checklists need to be tested for these flaws, and considering the original checklist for Swiss Air Flight 111 would have taken 30 minutes to theoretically complete, this could be time-consuming for checklist designers, and this would be something to note whilst working on this project.

There are other potential problems with checklists, noted by the CAA, where the person running through the checklist could skip a step either unintentionally, by interruption, or just outright failing to complete the checklist. Or the crew may also not be alerted to performance issues within the aircraft, which would be a result of running the checklist. [6] Therefore, this would be useful to add for features when testing checklists, such as adding the ability to intentionally skip a step of a checklist or gathering statistics on how the performance of the aircraft has been affected as a result of using the checklist.

Another problem to note about checklists is the human factor where the crew may fail to use the checklist, like in the case of Northwest Airlines Flight 255, where the National Transportation Safety Board (NTSB), an investigatory board for aviation accidents in the United States, determined that ‘the probable cause of the accident was the flight crew’s failure to use the taxi checklist to ensure that the flaps and slats were extended for takeoff.’ [8] This shows that even though checklists have shown to improve safety of the aircraft, there are other measures that aviation regulatory bodies are required implement, to avoid situations where the crew may completely ignore safety procedures and systems.

## 2.3 Formal Methods

- Formal methods is a mathematical technique that can be used towards the verification of a system [9]
- This can be used to verify correctness of all the inputs in a system [9]
- Hence, as dealing with safety, it would be beneficial to have the logic of this testing tool verified, to avoid bugs and misleading results
- Airbus also uses formal methods in their avionics systems validation and verification process [10]
- Some examples where Airbus used formal methods was during the development for the Airbus A380, where they used it for proof of absence of stack overflows and analysis of the numerical precision and stability of floating-point operators to name a few [10]
- There are a multitude of specification languages, each of them having their own reasons

## 2.4 Solution Stack

- There would be around 3 main components to this tester
  - Formal Model

---

<sup>1</sup>Aircraft Flight Manual - ‘The Aircraft Flight Manual produced by the manufacturer and approved by the CAA. This forms the basis for parts of the Operations Manual and checklists. The checklist procedures must reflect those detailed in the AFM.’ [6]



- Flight Simulator plugin
- Checklist Tester (to connect the formal model and flight simulator)
- As VDM-SL is being used, it uses VDMJ to parse the model [11]. This was a starting point for the tech stack, as VDMJ is also open source.
- VDMJ is written in Java [11], therefore to simplify implementing VDMJ into the Checklist Tester, it would be logical to use a Java virtual machine (JVM) language.

### 2.4.1 Formal Model

- There were a few ways of implementing the formal model into another application
- Some of these methods were provided by Overture [12]
  - RemoteControl interface
  - VDMTools API [13]
- However, both of these methods did not suit what was required as most of the documentation for RemoteControl was designed for the Overture Tool IDE. VDMTools may have handled the formal model differently
- The choice was to create a VDMJ wrapper, as the modules are available on Maven

### 2.4.2 Checklist Tester

#### JVM Language

- There are multiple languages that are made for or support JVMs [14]
- Requirements for language
  - Be able to interact with Java code because of VDMJ
  - Have Graphical User Interface (GUI) libraries
  - Have good support (the more popular, the more resources available)
- The main contenders were Java and Kotlin [15]
- Kotlin [15] was the choice in the end as Google has been putting Kotlin first instead of Java. Kotlin also requires less boilerplate code (e.g. getters and setters) [16]

#### Graphical User Interface

- As the tester is going to include a UI, the language choice was still important
- There are a variety of GUI libraries to consider using
  - JavaFX [17]
  - Swing [18]
  - Compose Multiplatform [19]
- The decision was to use Compose Multiplatform in the end, due to time limitations and having prior experience in using Flutter [20]
- Compose Multiplatform has the ability to create a desktop application and a server, which would allow for leeway if a server would be needed

### 2.4.3 Flight Simulator Plugin

- There are two main choices for flight simulators that can be used for professional simulation
  - X-Plane [21]
  - Prepar3D [22]

- X-Plane was the choice due to having better documentation for the SDK, and a variety of development libraries for the simulator itself
- For the plugin itself, there was already a solution developed by NASA, X-Plane Connect [\[23\]](#) that is more appropriate due to the time limitations and would be more likely to be reliable as it has been developed since 2015

## Chapter 3

# Design/Implementation

### 3.1 Components

Splitting up the project into multiple components has been useful for

- Aiding in planning to make the implementation more efficient
- Delegating specific work tasks
- Making the project modular, for example, allowing for a different simulator to be implemented with minimal need to refactor other parts of the codebase

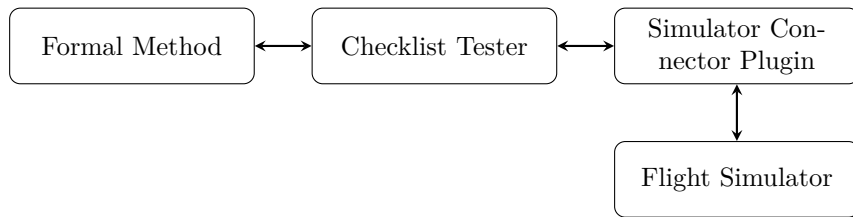


Figure 3.1: Abstract layout of components

Each of the components in [section 3.1](#) will be covered in detail in this chapter.

### 3.2 Formal Method

- Formal modelling is the heart of the logic for testing checklists
- Formal model created using VDM-SL
- It allows to test that the checklists have been completed properly - and that it is provable
- Model keeps track of
  - Aircraft state
  - Checklist state
- If an error were to occur in the model, this can be relayed that there was something wrong with running the test for the checklist, such as:
  - Procedure compromises integrity of aircraft
  - There is not enough time to complete the procedure
  - There is a contradiction with the steps of the checklist

### Testing

- Since VDMJ version 4.5, it provides the QuickCheck tool
- This allows for providing counter examples to the model
- The counter examples were helpful to create pre and post conditions to avoid any unexpected results from the model

## 3.3 Checklist Tester

Brief overview of what it is supposed to do...

### 3.3.1 Designing

- Used Figma to create a design for the application
- Allows for implementing the front end to be faster because:
  - They act as a requirement for code
  - You do not forget what needs to be implemented
  - Keeps everything consistent
  - Allows to think about making parts of the GUI modular and what components can be reused
- Figma allows for plugins such as Material 3 colours and Material 3 components
- [Figure 3.2](#) is the final design that will be used for the program

### Limitations of Figma

- The Material 3 Components in Figma do not include features that are available in Jetpack Compose
- In this project, the ‘Simulator Test’ at the bottom of [Figure 3.2](#) does not include a leading icon [\[24\]](#), and therefore had to be a trailing checkbox
- This was overcome by adding comments in Figma as a reminder of how the actual implementation should be like
- Another limitation is that in [Figure 3.2](#), the title of the screen in the top app bar [\[25\]](#) is not centred, and that is because the auto layout feature in Figma allows for equal spacing, rather than having each in a set position

### 3.3.2 Compose Multiplatform

#### Setup

- Used the *Kotlin Multiplatform Wizard* to create projects as it allows for runtime environments to be specified (in this case, Desktop and Server)
- Provides necessary build configurations in Gradle
- Planning what to implement important as Compose is designed to use modular components, otherwise a nested mess would occur as Compose is designed to have Composable functions passed in to a Composable function and therefore by design function nests will occur, and the code will be harder to read if not managed correctly. [Listing 3.1](#) shows example of using modular code from the Actions screen in project (with code omissions shown in comments)
- Used Voyager [\[26\]](#) to handle screens
- Used Koin [\[27\]](#) for dependency injection, to be able to get data from the database and VDMJ
  - Chose to use it because of Voyager integration with Koin [\[28\]](#)

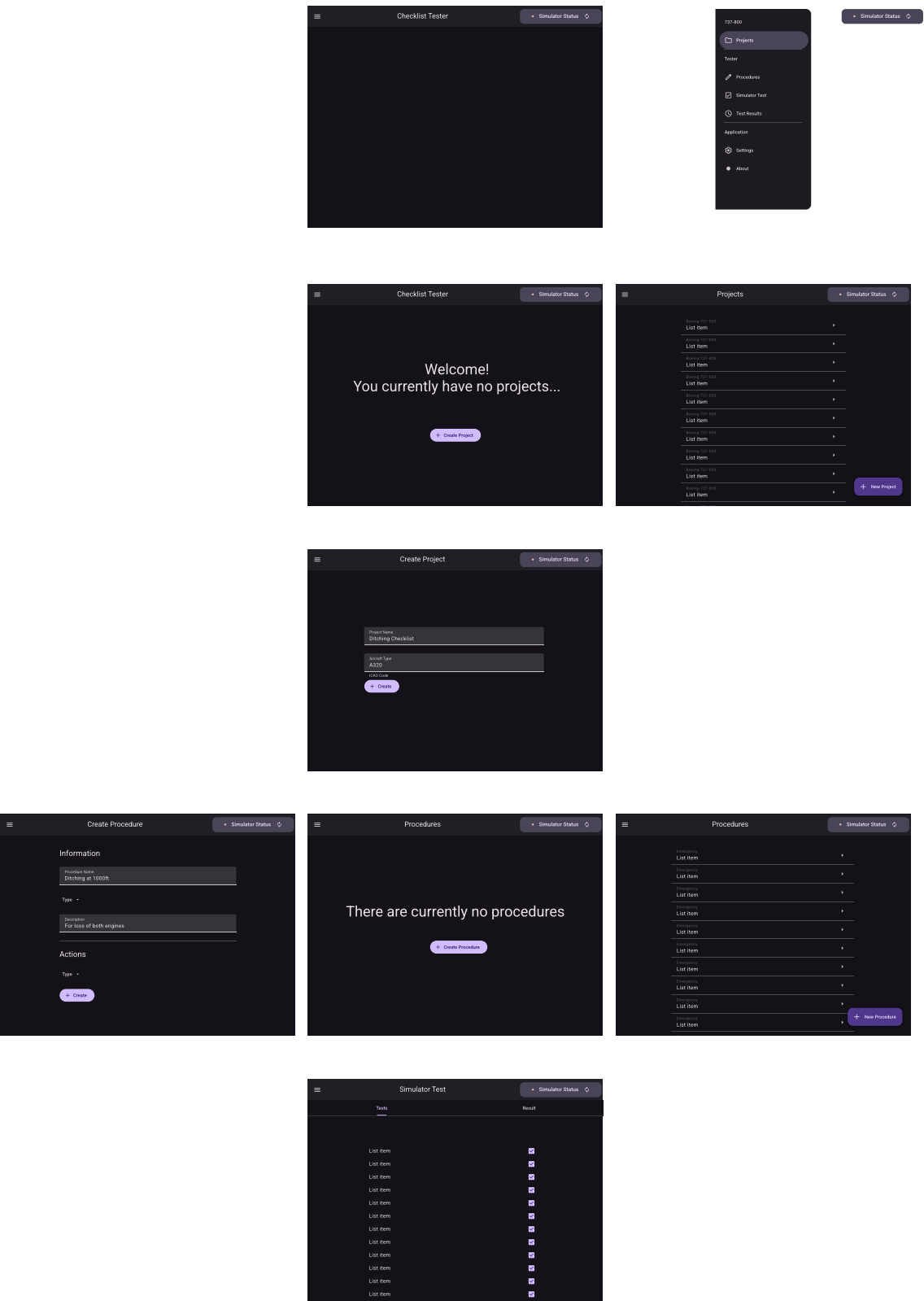


Figure 3.2: Design for the Checklist Connector GUI in Figma

- Required as the application will be unresponsive when making requests to the database and/or VDMJ
- Used asynchronous coroutines to prevent the program from being blocked

### 3.3.3 Storing Data

- SQLDelight was used to handle the database by allowing for typesafe Kotlin APIs when interacting with the database. Specifically chosen as it provides support for Compose Multiplatform [29]
- It only allows for queries to be written in SQL, which would allow for more complex SQL queries if needed
- SQLite was used for the Relational Database Management System (RDBMS) as it is an embedded database [30], meaning that the database will run in the application, rather than running on a server, either remotely or through local containerization through something like Docker [31], which could take more time and add complexity as it means implementing additional dependencies
- SQLite also has 100% [32] test coverage which is necessary for ensuring that the database will not cause artefacts to the results

#### Designing the Database

- The database could be thought as having 2 sections
  - The user inputs to control the tester, i.e. the steps a procedure contains. The tables for these are *Project*, *Procedure*, and *Action*
  - The test results for a procedure which are in the *Test*, and *ActionResult* tables
- The design of the database had relationships in mind as the goal was to have a detailed tracking of statistics for each step in the procedure, hence in Figure 3.3
- A *Procedure* can have multiple *Tests*, where each *Test* each contains the result of how each *Action* in *ActionResults*
- The choice of a *Project* was to allow for the segregation of testing different aircrafts, as each aircraft has different cockpit layouts and different systems

#### Implementing into Compose Multiplatform

- Compose Multiplatform has support for different runtime environments, however as this project was only being developed for Desktop, the JVM SQLite driver only had to be considered
- However, the functions for the database were written in the *shared/commonMain* module as there may be a potential for adding Android and iOS support as it may be helpful run the tests on a tablet
- A database transaction had two modules
  - A class handling SQLDelight API calls only; meaning no conversion of types, which are functions only accessible within module internally, which is located in *io.anthonyberg.connector.shared.database*
  - SDKs that can handle multiple tables, such as *TestTransaction* which handles database calls when checklists are being tested in the application. And allows for converting types, such as *Int* to *Long*
- The separation of these modules was to have in mind unit testing, as it will make it easier to debug if a problem is with SQLDelight transactions are handled, or if there is a conversion error occurring

```

1  @Composable
2  override fun Content() {
3      // Content variables...
4
5      Scaffold(
6          topBar = { /* Composable content... */ },
7      ) {
8          Column(/* Column option parameters... */) {
9              Box(/* Box option parameters... */) {
10                 LazyColumn(/* LazyColumn option parameters... */) {
11
12                     item {
13                         Header()
14                     }
15
16                     items(
17                         items = inputs,
18                         key = { input -> input.id }
19                     ) { item ->
20                         ActionItem(item)
21                     }
22                 }
23             }
24         }
25     }
26 }
27
28 @Composable
29 private fun Header() {
30     Text(text = "Edit Actions")
31 }
32
33 @Composable
34 private fun ActionItem(item: Action) {
35     Column (/* Column option parameters... */) {
36         Row(/* Row option parameters... */) {
37             Text(text = "Action ${item.step + 1}")
38
39             IconButton(/* IconButton definition parameters... */) {
40                 Icon(
41                     Icons.Outlined.Delete,
42                     // Rest of Icon options...
43                 )
44             }
45         }
46
47         Row(/* Row option parameters... */) {
48             OutlinedTextField(/* TextField definition parameters... */)
49
50             OutlinedTextField(/* TextField definition parameters... */)
51         }
52
53         HorizontalDivider()
54     }
55 }

```

Listing 3.1: Example of modular code in Compose

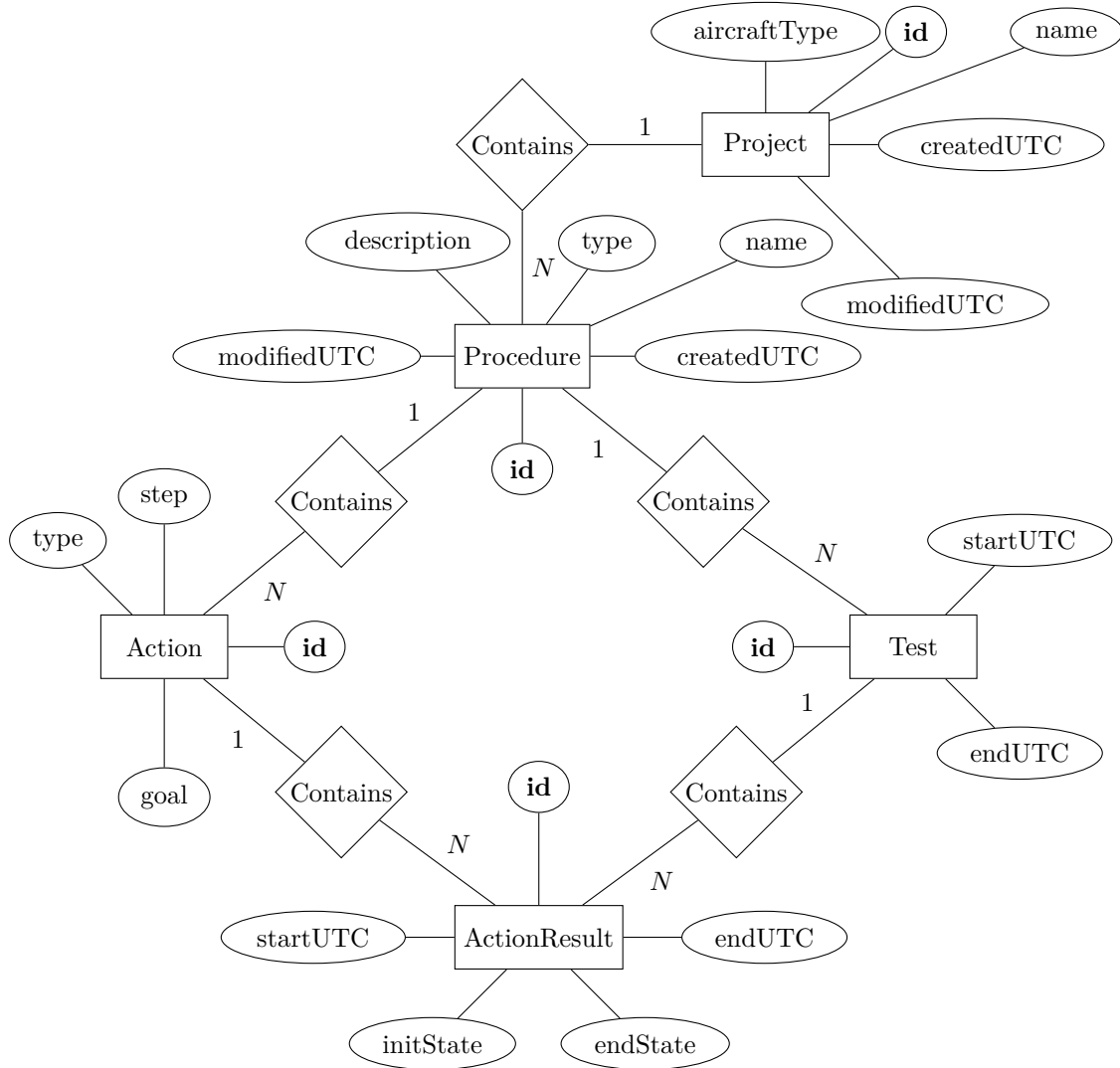


Figure 3.3: Entity Relationship Diagram for the database in Checklist Connector



### 3.3.4 VDMJ Wrapper

- VDMJ is written in Java and it is free open source software that is accessible on GitHub
- This allows for VDMJ to be used as per the licence, GNU General Public License v3 (GPLv3) [33] [34]. This means that as VDMJ is being used as a library, the code for this project has to be licensed with GPLv3 or any GPLv3 compatible licence [35]

#### Implementing VDMJ

- VDMJ has packages available on Maven Central making adding it as a dependency simple
- The package used was `dk.au.ece.vdmj:vdmj` with version 4.5.0
- However, initially when implementing VDMJ, 4.5.0-P was used accidentally, and it led to debugging why imports were not working; and therefore the -P versions are not suitable
- The initial method of implementation was using a Ktor server that would have run alongside the desktop application, where the server would handle Representational State Transfer (REST) API calls
- This was unnecessary as the *interactive* mode of VDMJ was able to run on the desktop application itself. However, the Ktor was useful for debugging and testing as an API route was created to allow VDMJ commands to be executed through a URL
- To be able to get the outputs from VDMJ, a `ConsolePrintWriter` new had to be created from the `com.fujitsu.vdmj.messages` package; which handles writing to the console `stdout`. This then gets used to replace the `Console.out` and `Console.err` in the `com.fujitsu.vdmj.messages` package
- Parsing commands into VDMJ interface - was more difficult <sup>1</sup>
  - Created a `PipedInputStream` object, that gets connected to a `PipedOutputStream` object by passing the latter object in as a parameter. The `PipedOutputStream` is then used to pass inputs into `PipedInputStream`
  - To be able to write to this stream, a `BufferedWriter` is created by passing the `PipedOutputStream` with a bridge `OutputStreamWriter` that encodes characters into bytes
  - For VDMJ to be able to read the input stream, a separate object had to be created, `BufferedReader`, where the `PipedInputStream` gets parsed through a bridge, `InputStreamReader` that converts bytes to characters

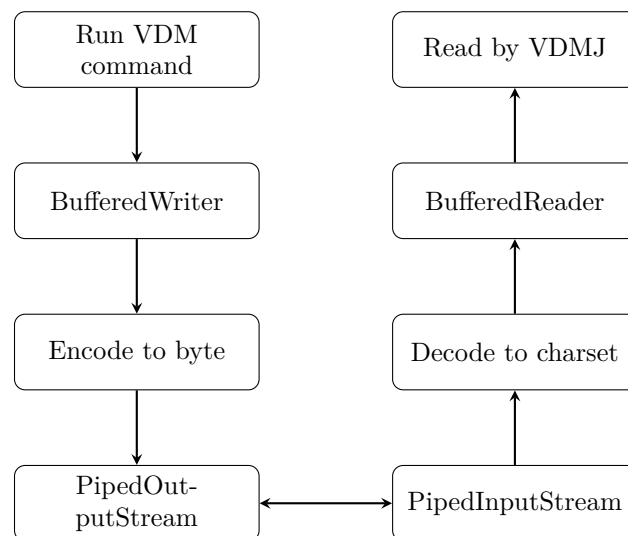


Figure 3.4: Flowchart of VDMJ Input/Output Stream handling

<sup>1</sup>The objects created here are provided by the `java.io` package.

### Handling VDMJ Outputs

- VDMJ outputs are handled using string manipulation
- Created into objects that are replicas of types in VDM-SL
- The string manipulation allows specifying where the outputs of the object go

### 3.3.5 Connecting to the Flight Simulator

- Implemented XPC into the flight simulator
- Allowed being able to
  - Read data from the simulator
  - Override dataref variables in the simulator
  - Execute other commands that can manipulate certain switches where otherwise unable to by changing the value of the dataref
- Made sure to check that the simulator is connected before running the test to avoid exceptions being thrown
- Logic behind doing an action is to fetch the action's initial state from the dataref variable name, run the action, then get the final state of the dataref
- There is an artificial delay added before running the action to try and simulate a delay of the crew's lag between reading the step of the checklist and doing the action
- Because of this, XPC had to be run asynchronously to prevent the GUI from hanging as a function is waiting to complete - prevents misleading user that the application has crashed, and it looks better

### 3.3.6 Testing

- Testing can be run with Gradle when it comes to running unit tests
- Decided to use JUnit 5 as it provides additional tools such as statistics, integration with IntelliJ to view code coverage, or being run in continuous integration tests
- The testable components in this project is mostly backend modules as the GUI made in Compose is not the focus of the project, and it would require a lot of extra time
- Unit tests have been made for the database and Koin
- Koin comes with tests that can be automatically be generated
- Ethos when testing was to try and find exploits, act as a user who may mishandle inputs, and stress testing functions by passing parameter with hundreds of objects

### Testing for Resource Usage

- The application was tested using the *Profiler* tool on IntelliJ IDEA 2024 (Ultimate Edition) to find potential memory leaks
- One problem found was the initial VDMJ wrapper which would use the execute command instead of the interpreter, which would require reinitializing the entirety of VDMJ, which resulted in a slight memory leak and a massive write usage

## 3.4 Simulator Connector Plugin

### 3.4.1 Creating Maven Package

- XPC package is not published on a public Maven repository

- There has been a pull request that was merged to the *develop* branch that provides Maven POMs [36]. However, the maintainer for the project, at the time, did not have enough time to figure out the process of publishing the package to a Maven repository [37]
- Therefore, had to find an alternative way to implement
- Jitpack [38]
  - In theory, simple to publish a repository, all that is required is a GitHub repository and searching if one has already been created on JitPack or build and publish a specific version
  - However, due to the structure of the XPC repository, JitPack could not locate the build tools (Apache Maven in this case) as JitPack only searches on the root directory for the compatible build tools
- Gradle gitRepository [39]
  - There was not a lot of documentation
  - Ambiguous on how to define directory for where the Java library is located in the Git repository
  - However, as XPC was only built with Maven, Gradle was not able to add the dependency as `gitRepository()` only works with Gradle builds [40]
- Resorted to using a compiled Jar file and adding the dependency to Gradle
- Not happy about that because it means maintaining it will be more difficult as it is not as simple as just changing the version number
- Later, resorted to adding Gradle build files to XPC
- Used automatic conversion from Maven to Gradle using `gradle init` command [41]
- Had to add local dependencies due to how Gradle works differently
- Had to fix previous structure of Maven POM as the grouping as not good

### Continuous Deployment of the Maven Package

- Used GitHub's template for Gradle package publishing
- Required some setup in Gradle build files

### 3.4.2 Submitting a Pull Request

- Adding the Gradle build tools can be seen as being helpful for others, as it would allow for the XPC library to be added as a dependency, especially if the NASA Ames Research Center Diagnostics and Prognostics Group were to add it to the GitHub repository, it would mean that it would be easier for people to access Maven Packages for XPC
- Therefore, to help improve the experience for other people who would want to develop with the XPC Java library, it would be logical to submit a pull request
- But it did mean making sure that the contribution would be perfect and not contain problems

### Testing

- The XPC Java library includes a JUnit 4 test, however, implementing this with Gradle proved useless, as it was not able to get the results from the tests, which would be bad for not being able to catch problems with new builds
- Therefore, the tests were updated to JUnit 5, where most of the changes were adding asserts for throws [42]<sup>2</sup>

---

<sup>2</sup>The commit including the changes to the tests can be viewed here: <https://github.com/smyalygames/XPlaneConnect/commit/e7b8d1e811999b4f8d7230f60ba94368e14f1148>

**GitHub**

- Made sure to add generated build files to .gitignore
- Changed the URL of the repository in Gradle to NASA's repository so that the Maven package can be published correctly on the GitHub repository
- From the beginning anyways, made sure to have insightful commit messages
- Submitted the pull request stating the changes made<sup>3</sup>

**3.5 Scenarios**

- Use a Quick Reference Handbook (QRH) to find potential list of checklists to test
- Look at previous accident reports that had an incident related to checklists and test it with my tool to see if it will pick it up
- These previous accident reports can be good metrics to know what statistics to look out for

**3.6 Decisions**

---

<sup>3</sup><https://github.com/nasa/XPlaneConnect/pull/313>

# Chapter 4

## Results

### 4.1 Final Prototype

#### 4.1.1 Formal Model

- The model is mostly designed to imitate a Boeing 737-800, as the types modelled, have user inputs which are different from other aircraft types
  - For example, the Airbus A320 has push buttons whereas they are not there on the 737-800
  - However, further user input types could be added to the model and as a result, further aircraft types could have their procedures run through the formal model
- The **Procedure** type makes sure that the items on the procedure is completed in order, and if a step is missed, that would result in an invariant failure, resulting in the checklist test failing

#### 4.1.2 Checklist Tester

- The main features of GUI have been completed, it has all the sections desired
  - Projects can be created to split up different aircraft or revisions of checklists
  - Procedures can be created and tested
  - These procedures get tested in the flight simulator automatically and gives the results of how the procedure has been doing in real time

#### 4.1.3 Setting up Tests

- Each test is set up by defining each action in the procedure, on the Procedure screen
- To be able to define each action is supposed to do, it uses the Dataref variables in X-Plane, which is what stores the state of the aircraft. Each switch has their own unique Dataref
- In the checklist tester then, each action asks for a Dataref and a desired goal value
- Some Datarefs are read only, but there are other Datarefs for the item desired, but are only 'command's, which can only be called and not have its value changed; this can be run by setting the desired goal value to be -988 (because XPC uses that value)

#### Running Tests

- Tests are run by connecting to the flight simulator, X-Plane
- The tester goes through each action in the procedure one by one and waits for the current action to complete before proceeding on to the next one

- The checklist tester is not advanced enough to be able to control fly the aircraft; hence the tester would be able to engage autopilot first, or control the aircraft themselves, where the checklist tester would be acting like a first officer

### Storing Test Results

- There is a database storing the results of each of the tests
- Each tests store
  - Time taken** for each of the actions in the procedure to complete
  - Start state** for the state that the action in the procedure was at
  - End state** for the state that the action in the procedure finished the item at
  - Overall test time** Stores the time taken from when the test started to when the test ended
- This gives feedback/statistics for the checklist designers to find areas of improvement on the procedure, such as one action in the procedure taking too long, may point out a potential flaw to the designer and as a result aid finding potential alternative options for that step in the procedure

## 4.2 Problems Found

### 4.3 LOC?

### 4.4 Reflection

#### 4.4.1 Planning

##### Gantt Chart

Used Gantt chart to create a plan for what would be needed from this project

##### Pros:

- Was useful for the first part because it set expectations of what was needed and how much time there was to complete them
- Helped visualize the different components of the project
- Helped in the beginning being accompanied by a Kanban in Leantime<sup>1</sup>

##### Cons:

- Was not detailed enough, and a design document would have been useful to accompany the Gantt chart for each section
- The lack of detail was not helpful when falling behind as having attention deficit hyperactivity disorder (ADHD) added to the burden of feeling like each section was a massive project
- Leantime's claim for being 'built with ADHD [...] in mind' felt misleading as navigating through it felt worse than using the front page of Stack Overflow<sup>2</sup>
- Todoist<sup>3</sup> was a good alternative though

### GUI Design

Figma was very useful in implementations as

##### Pros:

- It helped with timing and knowing what to do

---

<sup>1</sup><https://leantime.io/>

<sup>2</sup><https://stackoverflow.com/>

<sup>3</sup><https://todoist.com/>

- Made things feel manageable as it was split up to different sections
- Meant features will not be forgotten

**Cons:**

- Certain features being too simple and annoying to use
- A bit of a learning curve for using other components, compared to using plugins

### 4.4.2 Implementation

**Checklist Tester**

- Implementing the GUI was useful to split up the sections required for the project and having a goal for what to be done
- However, a bit too much time was spent on creating a GUI when it could have been used for development
- It was useful for motivational reasons to feel like something materialistic has been produced rather than something theoretical
- Was originally intended to be used to interact with custom plugin for X-Plane as it would have been difficult otherwise

**Connecting to the Flight Simulator**

- Would have been more useful to search a bit further if there was another plugin available, as found Dataref Editor on the X-Plane docs, so could have looked for a similar plugin for connecting to X-Plane
- At first spent about a week developing a C++ X-Plane plugin from scratch, requiring to figure out sockets
- At the same time finding out XPC exists and having wasted that time
- However, it did teach me more about understanding how sockets work and more about C++ and setting up a project with CMake and adding packages with vcpkg

## 4.5 Time Spent

- Time spent was recorded using Wakatime, other than time spent researching, which had to be recorded manually, using Leantime
- The time spent on GUI is also time spent on connecting other tools such as the VDMJ wrapper, XPC, and the database

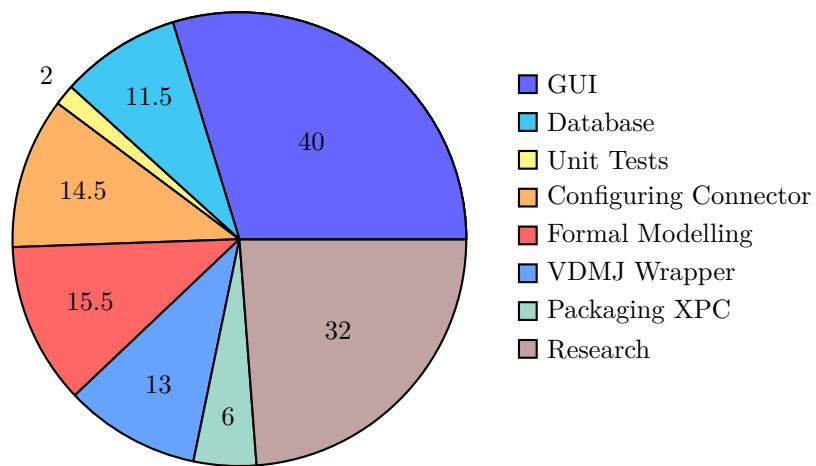


Figure 4.1: Time spent on sections of project (in hours)



# Chapter 5

## Conclusion

### 5.1 Changes

- Added the checklist manager which was not a part of the original objectives
  - Helped more to visualize the project
  - Aided in gathering statistics for how well the checklist performed
  - Using Kotlin helped speed up development, it simplifies parts of Java and omitted a lot of boilerplate code that is required in Java, such as setters and getters
- How the Formal Model would interact was modified
  - Initially was designed so that the formal model would complete the entirety of the checklist, however, it was not useful for interacting with the flight simulator
  - Modified the model to provide it would be similar to actions pilots can do in the cockpit
  - Therefore acts like Read Checklist → Pilot Logic (VDM) → Do Action (XPC)
- Originally was supposed to write an original plugin to connect to the flight simulator
  - Whilst creating the plugin, sockets were confusing and accidentally stumbled on the X-Plane Connect GitHub repository
  - This could have been prevented if a design document was created and time was spent researching for tools in obscure places

### 5.2 Objectives

- Most of the objectives were met
- One of the original objectives was to research pilot reaction times and how long it takes pilots to complete an action
  - However, not able to do that as there are too many factors that can affect a pilot's reaction time, such as age, experience on an aircraft, total experience, how far a button is from the pilot, etc.
- Objective 2.a. was met to an extent
  - Currently, the states of the aircraft monitored are only the actions specified in the test, in the checklist tester
  - There could be more variables that could be monitored. Such as engine fire, could monitor the engine temperature or thrust produced by engine
  - This would have required a substantial amount of planning as checklists do have conditional statements, for example 'If APU is available, then do Step 3 else do Step 4'

- Objective 2.b. was also met to an extent
  - Currently, this can be met by re-running the test multiple times manually
  - However, it is manual at this stage due to limitations of XPC and setting up the aircraft
  - The test data is stored on the database, hence test results can be analysed to see the consistency between each test
- The Checklist Tester does not currently run actions from the Formal Model due to implementing the functions from VDMJ being laborious
- Hence focus was put on XPC first, as it would produce direct results

### 5.3 What Next

The most important next steps to implement would be linking the formal mode, adding options of what parts of the aircraft to monitor

- Formal Model
  - Implemented either by creating an automatic wrapper. Done by either potentially linking the VDMJ LSP, or creating a plugin for VDMJ
  - Or doing string manipulation on the VDM results for each of the functions as a lot of it is copy and paste - can be bad practice as it requires a lot of hard-coded code
- Monitoring more of the aircraft
  - Done by adding options in the Checklist Tester for extra Datarefs to monitor
  - Modifying the **Aircraft** record type to include a states type that checks multiple times throughout the procedure if this state has violated a constraint or if the goal of the state has been achieved (e.g. Engine is no longer on fire)
- Expanding out of the scope of the objectives, conditional logic, such as if statements, to the checklist would be the next logical step
  - VDM-SL would be really helpful for this, as can be used to design logic to be used outside of Kotlin
  - This would allow for further automation of checklists, rather than only testing linearly, which at this current state would require writing the test multiple times
- Adding more detailed test results
  - Use analysis of previous test results to gain an understanding of the reproducibility of the procedure
  - Keep track of aircraft state, such as speed or altitude aiding in understanding if the procedure may impose a safety risk

# Appendix A

## Formal Model

```
1 module Checklist
2 exports all
3 definitions
4
5 values
6   -- Before Start Checklist
7   -- Items in Aircraft
8   -- Flight Deck... (can't check)
9   fuel: ItemObject = mk_ItemObject(<SWITCH>, mk_Switch(<OFF>, false)→
10     );
11   pax_sign: ItemObject = mk_ItemObject(<SWITCH>, mk_Switch(<OFF>, →
12     true));
13   windows: ItemObject = mk_ItemObject(<SWITCH>, mk_Switch(<ON>, →
14     false));
15   -- Preflight steps
16   acol: ItemObject = mk_ItemObject(<SWITCH>, mk_Switch(<OFF>, false)→
17     );
18
19   aircraft_panels: Items = {"Fuel_Pump" |-> fuel, "Passenger_Signs" →
20     |-> pax_sign, "Windows" |-> windows, "Anti_Collision_Lights" →
21     |-> acol};
22
23   -- Checklist
24   -- Flight Deck... (can't check)
25   fuel_chkl: ChecklistItem = mk_ChecklistItem("Fuel_Pump", <SWITCH>,→
26     <ON>, false);
27   pax_sign_chkl: ChecklistItem = mk_ChecklistItem("Passenger_Signs",→
28     <SWITCH>, <ON>, false);
29   windows_chkl: ChecklistItem = mk_ChecklistItem("Windows", <SWITCH→
30     >, <ON>, false);
31   -- Preflight steps
32   acol_chkl: ChecklistItem = mk_ChecklistItem("Anti_Collision_Lights→
33     ", <SWITCH>, <ON>, false);
34
35   before_start_procedure: Procedure = [fuel_chkl, pax_sign_chkl, →
36     windows_chkl, acol_chkl];
37
38   aircraft = mk_Aircraft(aircraft_panels, before_start_procedure);
39
40 types
41   --@doc The dataref name in X-Plane
42   Dataref = seq1 of char;
```

```

32  -- Aircraft
33
34  -- Switches
35  --@doc The state a switch can be in
36  SwitchState = <OFF> | <MIDDLE> | <ON>;
37
38  --@LF why have a type kist as a rename?
39  ItemState = SwitchState; --@TODO | Button | ...
40
41  --@doc A switch, with the possible states it can be in, and the →
    state that it is in
42  Switch ::
43      position : SwitchState
44      middlePosition : bool
45      inv s ==
46          (s.position = <MIDDLE> => s.middlePosition);
47
48  -- Knob
49  Knob ::
50      position : nat
51      --@LF how can a state be an int? perhaps a proper type (i..e. →
        subset of int range or a union?)
52      states : set1 of nat
53      inv k ==
54          k.position in set k.states;
55
56  Lever = nat
57      inv t == t <= 100;
58
59  Throttle ::
60      thrust: Lever
61      reverser: Lever
62      inv t ==
63          (t.reverser > 0 <=> t.thrust = 0);
64
65  --@doc The type that the action of the button is
66  ItemType = <SWITCH> | <KNOB> | <BUTTON> | <THROTTLE>;
67
68  --@doc The unique switch/knob/etc of that aircraft
69  ObjectType = Switch | Knob | Throttle;
70  ItemObject ::
71      type : ItemType
72      object : ObjectType
73      inv mk_ItemObject(type, object) ==
74          cases type:
75              <SWITCH> -> is_Switch(object),
76              <KNOB>   -> is_Knob(object),
77              <THROTTLE>-> is_Throttle(object),
78              --<BUTTON> -> true
79              others -> true
80          end;
81
82  --@doc Contains each ItemObject in the Aircraft, e.g. Fuel Pump →
    switch
83  Items = map Dataref to ItemObject;
84
85  --@doc Contains the panels (all the items in the aircraft) and the →
    procedure

```

```
86   Aircraft ::
87     items : Items
88     procedure : Procedure
89     inv mk_Aircraft(i, p) ==
90       ({ x.procedure | x in seq p } subset dom i);
91
92   -- Checklist
93
94   --@doc Item of a checklist, e.g. Landing gear down
95   ChecklistItem ::
96     --@LF again, empty string here doesn't make sense.
97     procedure : Dataref
98     type : ItemType
99     --TODO Check is not only SwitchState
100    check : SwitchState
101    checked : bool;
102
103    --@doc This is an item in the aircraft that complements the item →
104    in the procedure
105    ItemAndChecklistItem ::
106      item : ItemObject
107      checklistItem: ChecklistItem
108      inv i == i.item.type = i.checklistItem.type;
109
110    --@doc A section of a checklist, e.g. Landing Checklist
111    --@LF shouldn't this be non-empty? What's the point to map a →
112    checklist name to an empty procedure? Yes.
113    Procedure = seq1 of ChecklistItem
114    inv p ==
115      --@LF the "trick" for "false not in set S" is neat. It →
116      forces a full evaluation, rather than short circuited →
117      (i.e. stops at first false).
118      -- I presume this was intended.
119      false not in set {
120        let first = p(x-1).checked, second = p(x).checked in
121          --@LF boolean values don't need equality check
122          second => first--((first = true) and (second = →
123            false))
124        | x in set {2,...,len p}};
125
126  functions
127    -- PROCEDURES
128    --@doc Finds the index of the next item in the procedure that →
129    needs to be completed
130    procedure_next_item_index: Procedure -> nat1
131    procedure_next_item_index(p) ==
132      hd [ x | x in set {1,...,len p} & not p(x).checked ]--p(x).→
133      checked = false]
134
135    pre
136      -- Checks procedure has not already been completed
137      not procedure_completed(p)--procedure_completed(p) = false
138    post
139      -- Checks that the index of the item is the next one to be →
140      completed
141      --@LF your def is quite confusing (to me)
142      --@LF how do you know that RESULT in inds p? Well, the →
143      definition above okay.
```

```

134      --      but you can't know whether p(RESULT-1) will! What if →
135      RESULT=1? p(RESULT-1)=p(0) which is invalid!
136      (not p(RESULT).checked)
137      and
138      (RESULT > 1 => p(RESULT-1).checked)
139      --p(RESULT).checked = false
140      --and if RESULT > 1 then
141      --      p(RESULT-1).checked = true
142      --else
143      --      true
144      ;
145
146      -- --@doc Checks if all the procedures have been completed
147      -- check_all_proc_completed: Checklist -> bool
148      -- check_all_proc_completed(c) ==
149      --      false not in set { procedure_completed(c(x)) | x in set →
150      --      {1,...,len c} };
151
152      -- --@doc Gives the index for the next procedure to complete
153      -- next_procedure: Checklist -> nat1
154      -- next_procedure(c) ==
155      --      hd [ x | x in set {1,...,len c} & not procedure_completed(c→
156      --      (x))]
157      -- post
158      --      RESULT <= len c;
159
160      --@doc Checks if the procedure has been completed
161      procedure_completed: Procedure -> bool
162      procedure_completed(p) ==
163      false not in set { p(x).checked | x in set {1,...,len p} };
164
165      --@doc Checks if the next item in the procedure has been completed
166      check_proc_item_complete: Procedure * Aircraft -> bool
167      check_proc_item_complete(p, a) ==
168      --@LF here you have a nice lemma to prove: →
169      --      procedure_next_item_index(p) in set inds p!
170      --      I think that's always true
171      let procItem = p(procedure_next_item_index(p)),
172      --@LF here you can't tell whether this will be true? i→
173      --      .e. procItem.procedure in set dom a.items?
174      item = a.items(procItem.procedure) in
175
176      --TODO need to be able to check for different types of →
177      Items
178      procItem.check = item.object.position
179
180      pre
181      procedure_completed(p) = false
182      --@LF perhaps add
183      --and
184      --p(procedure_next_item_index(p)).procedure in set dom a.items→
185      ?
186      ;
187
188      --@doc Marks next item in procedure as complete
189      mark_proc_item_complete: Procedure -> Procedure
190      mark_proc_item_complete(p) ==
191      let i = procedure_next_item_index(p), item = p(i) in
192      p ++ {i |-> complete_item(item)}

```

```
185     pre
186         procedure_completed(p) = false;
187
188     --@doc Completes an item in the procedure
189     do_proc_item: ItemObject * ChecklistItem -> ItemAndChecklistItem
190     do_proc_item(i, p) ==
191         let objective = p.check,
192             checkckItem = complete_item(p) in
193             -- Checks if the item is in the objective desired by the →
194             checklist
195             if check_item_in_position(i, objective) then
196                 mk_ItemAndChecklistItem(i, checkckItem)
197             else
198                 mk_ItemAndChecklistItem(move_item(i, p.check), →
199                     checkckItem)
200
201     pre
202         p.checked = false
203     post
204         -- Checks the item has been moved correctly
205         check_item_in_position(RESULT.item, p.check);
206
207     --@doc Completes a procedure step by step
208     --a = Aircraft
209     complete_procedure: Aircraft -> Aircraft
210     complete_procedure(a) ==
211         let procedure = a.procedure in
212             mk_Aircraft(
213                 a.items ++ { x.procedure |-> do_proc_item(a.items(x.→
214                     procedure), x).item | x in seq procedure },
215                 [ complete_item(x) | x in seq procedure ]
216             )
217
218     pre
219         not procedure_completed(a.procedure)
220     post
221         procedure_completed(RESULT.procedure);
222
223     -- AIRCRAFT ITEMS
224     --@doc Marks ChecklistItem as complete
225     complete_item: ChecklistItem -> ChecklistItem
226     complete_item(i) ==
227         mk_ChecklistItem(i.procedure, i.type, i.check, true)
228
229     pre
230         i.checked = false;
231
232     --@doc Moves any type of Item
233     move_item: ItemObject * ItemState -> ItemObject
234     move_item(i, s) ==
235         -- if is_Switch(i) then (implement later)
236         let switch: Switch = i.object in
237             if check_switch_onoff(switch) and (s <> <MIDDLE>) and →
238             switch.middlePosition then
239                 mk_ItemObject(i.type, move_switch(move_switch(→
240                     switch, <MIDDLE>), s))
241             else
242                 mk_ItemObject(i.type, move_switch(switch, s))
243
244     pre
245         wf_item_itemstate(i, s)
246         and not check_item_in_position(i, s);
```

```

238         -- and wf_switch_move(i.object, s);
239
240     --@doc Moves a specific switch in the aircraft
241     move_switch: Switch * SwitchState -> Switch
242     move_switch(i, s) ==
243         mk_Switch(s, i.middlePosition)
244     pre
245         wf_switch_move(i, s)
246     post
247         RESULT.position = s;
248
249     --@doc Checks if the switch is in the on or off position
250     check_switch_onoff: Switch -> bool
251     check_switch_onoff(s) ==
252         let position = s.position in
253             position = <OFF> or position = <ON>
254     post
255         -- Only one can be true at a time
256         -- If the switch is in the middle position, then RESULT cannot →
257             be true
258         -- If the switch is in the on/off position, then the RESULT →
259             will be true
260         (s.position = <MIDDLE>) <> RESULT;
261
262     --@doc Checks if the item is already in position for the desired →
263         state for that item
264     check_item_in_position: ItemObject * ItemState -> bool
265     check_item_in_position(i, s) ==
266         -- if is_Switch(i) then (implement later)
267         i.object.position = s
268     pre
269         wf_item_itemstate(i,s);
270
271     --@doc Checks if the Item.object is the same type for the →
272         ItemState
273     wf_item_itemstate: ItemObject * ItemState -> bool
274     wf_item_itemstate(i, s) ==
275         (is_Switch(i.object) and is_SwitchState(s) and i.type = <→
276             SWITCH>)
277
278     --TODO check that the item has not already been completed →
279         before moving item
280     --TODO add other types of Items
281     ;
282
283     --@doc Checks if the move of the Switch is a valid
284     wf_switch_move: Switch * SwitchState -> bool
285     wf_switch_move(i, s) ==
286         -- Checks that the switch not already in the desired state
287         i.position <> s and
288         -- The switch has to move one at a time
289         -- Reasoning for this is that some switches cannot be moved in →
290             one quick move
291         if i.middlePosition = true then
292             -- Checks moving the switch away from the middle position
293             (i.position = <MIDDLE> and s <> <MIDDLE>)
294             -- Checks moving the switch to the middle position
295             <> (check_switch_onoff(i) = true and s = <MIDDLE>)
296         else

```



```

289         check_switch_onoff(i) and s <> <MIDDLE>;
290
291
292 end Checklist
293
294 /*
295 //@LF always a good idea to run "qc" on your model. Here is its output+
296 //@LF silly me, this was my encoding with the cases missing one +
297     pattern :-). I can see yours has no issues. Good.
298
299 > qc
300 PO #1, PROVABLE by finite types in 0.002s
301 PO #2, PROVABLE by finite types in 0.0s
302 PO #3, PROVABLE by finite types in 0.0s
303 PO #4, PROVABLE by finite types in 0.0s
304 PO #5, PROVABLE by finite types in 0.0s
305 PO #6, PROVABLE by finite types in 0.0s
306 PO #7, PROVABLE by finite types in 0.0s
307 PO #8, PROVABLE by finite types in 0.0s
308 PO #9, PROVABLE by finite types in 0.001s
309 PO #10, PROVABLE by finite types in 0.001s
310 PO #11, PROVABLE by direct (body is total) in 0.003s
311 PO #12, PROVABLE by witness s = mk_Switch(<MIDDLE>, true) in 0.001s
312 PO #13, PROVABLE by direct (body is total) in 0.001s
313 PO #14, PROVABLE by witness k = mk_Knob(1, [-2]) in 0.0s
314 PO #15, PROVABLE by direct (body is total) in 0.0s
315 PO #16, PROVABLE by witness t = 0 in 0.0s
316 PO #17, PROVABLE by direct (body is total) in 0.001s
317 PO #18, PROVABLE by witness t = mk_Throttle(0, 0) in 0.001s
318 PO #19, PROVABLE by direct (body is total) in 0.002s
319 PO #20, PROVABLE by witness i = mk_ItemObject(<KNOB>, mk_Knob(1, [-1]))+
320     ) in 0.002s
321 PO #21, FAILED in 0.002s: Counterexample: type = <BUTTON>, object = +
322     mk_Knob(1, [-1])
323 Causes Error 4004: No cases apply for <BUTTON> in 'Checklist' (formal/+
324     checklist.vdmsl) at line 119:13
325 ----
326 ItemObject':_total_function_obligation_in_'Checklist'_(formal/+
327     checklist.vdmsl)_at_line_118:13
328 (forall_mk_ItemObject'(type, object):ItemObject'!_&
329 _is_(inv_ItemObject'(mk_ItemObject'!(type,_object)),_bool))
330
331 PO_#22,_FAILED_by_direct_in_0.005s:_Counterexample:_type=_<BUTTON>
332 PO_#23,_PROVABLE_by_witness_type=_<KNOB>,_object=_mk_Knob(1,_[-1])_+
333     in_0.002s
334 PO_#24,_PROVABLE_by_direct_(body_is_total)_in_0.001s
335 PO_#25,_PROVABLE_by_witness_i=_mk_ItemAndChecklistItem(mk_ItemObject+
336     (<KNOB>,_mk_Knob(1,_[-1])),_mk_ChecklistItem([],_<KNOB>,_<MIDDLE>,+
337     _true))_in_0.001s
338 PO_#26,_MAYBE_in_0.003s
339 PO_#27,_MAYBE_in_0.003s
340 PO_#28,_MAYBE_in_0.002s
341 PO_#29,_PROVABLE_by_witness_p=_[mk_ChecklistItem([],_<BUTTON>,_<+
342     MIDDLE>,_true)]_in_0.001s
343 PO_#30,_MAYBE_in_0.002s
344 PO_#31,_MAYBE_in_0.001s
345 PO_#32,_MAYBE_in_0.003s

```

---

```

337 PO_#33, MAYBE_in_0.002s
338 PO_#34, MAYBE_in_0.001s
339 PO_#35, MAYBE_in_0.002s
340 PO_#36, MAYBE_in_0.009s
341 PO_#37, MAYBE_in_0.008s
342 PO_#38, MAYBE_in_0.007s
343 PO_#39, MAYBE_in_0.009s
344 PO_#40, MAYBE_in_0.002s
345 PO_#41, MAYBE_in_0.001s
346 PO_#42, MAYBE_in_0.001s
347 PO_#43, MAYBE_in_0.002s
348 PO_#44, MAYBE_in_0.002s
349 PO_#45, MAYBE_in_0.003s
350 PO_#46, MAYBE_in_0.002s
351 PO_#47, MAYBE_in_0.002s
352 PO_#48, MAYBE_in_0.001s
353 PO_#49, MAYBE_in_0.001s
354 PO_#50, MAYBE_in_0.0s
355 PO_#51, MAYBE_in_0.0s
356 PO_#52, MAYBE_in_0.005s
357 PO_#53, PROVABLE_by_trivial_p_in_set(dom_checklist)_in_0.001s
358 PO_#54, MAYBE_in_0.006s
359 PO_#55, MAYBE_in_0.0s
360 PO_#56, MAYBE_in_0.001s
361 PO_#57, MAYBE_in_0.001s
362 PO_#58, MAYBE_in_0.001s
363 PO_#59, MAYBE_in_0.001s
364 PO_#60, MAYBE_in_0.001s
365 PO_#61, MAYBE_in_0.001s
366 PO_#62, MAYBE_in_0.0s
367 PO_#63, PROVABLE_by_finite_types_in_0.001s
368 PO_#64, PROVABLE_by_finite_types_in_0.001s
369 PO_#65, PROVABLE_by_finite_types_in_0.001s
370 PO_#66, MAYBE_in_0.001s
371 >
372 */

```

# Appendix B

## Database

### B.1 SQL Schemas

```
1 CREATE TABLE IF NOT EXISTS Project (  
2     id INTEGER PRIMARY KEY AUTOINCREMENT NOT NULL,  
3     name TEXT NOT NULL,  
4     aircraftType TEXT NOT NULL,  
5     createdUTC TEXT NOT NULL,  
6     modifiedUTC TEXT  
7 );  
8  
9 createProject:  
10 INSERT INTO Project(name, aircraftType, createdUTC)  
11 VALUES (?, ?, ?);  
12  
13 selectAllProjects:  
14 SELECT * FROM Project;  
15  
16 selectProjectById:  
17 SELECT * FROM Project  
18 WHERE id = ?;  
19  
20 countProjects:  
21 SELECT COUNT(*) FROM Project;
```

Listing B.2: SQL Schema for Project

```

1 CREATE TABLE IF NOT EXISTS Procedure (
2     id INTEGER PRIMARY KEY AUTOINCREMENT NOT NULL,
3     projectId INTEGER NOT NULL,
4     name TEXT NOT NULL,
5     type TEXT NOT NULL,
6     description TEXT NOT NULL,
7     createdUTC TEXT NOT NULL,
8     modifiedUTC TEXT,
9     FOREIGN KEY (projectId) REFERENCES Project(id)
10 );
11
12 createProcedure:
13 INSERT INTO Procedure(projectId, name, type, description, createdUTC)
14 VALUES (?, ?, ?, ?, ?);
15
16 selectProcedures:
17 SELECT * FROM Procedure
18 WHERE projectId = ?;
19
20 selectProcedureById:
21 SELECT * FROM Procedure
22 WHERE id = ?;
23
24 countProcedures:
25 SELECT COUNT(*) FROM Procedure
26 WHERE projectId = ?;

```

Listing B.3: SQL Schema for Procedure

```

1 CREATE TABLE IF NOT EXISTS Action (
2     id INTEGER PRIMARY KEY AUTOINCREMENT NOT NULL,
3     procedureId INTEGER NOT NULL,
4     step INTEGER NOT NULL,
5     type TEXT NOT NULL,
6     goal TEXT NOT NULL,
7     FOREIGN KEY (procedureId) REFERENCES Procedure(id)
8 );
9
10 createAction:
11 INSERT INTO Action(procedureId, step, type, goal)
12 VALUES (?, ?, ?, ?);
13
14 selectActions:
15 SELECT * FROM Action
16 WHERE procedureId = ?;
17
18 countActions:
19 SELECT COUNT(*) FROM Action
20 WHERE procedureId = ?;
21
22 deleteByProcedure:
23 DELETE FROM Action
24 WHERE procedureId = ?;

```

Listing B.4: SQL Schema for Action

```

1 CREATE TABLE IF NOT EXISTS Test (
2     id INTEGER PRIMARY KEY AUTOINCREMENT NOT NULL,
3     procedureId INTEGER NOT NULL,
4     startUTC TEXT NOT NULL,
5     endUTC TEXT,
6     FOREIGN KEY (procedureId) REFERENCES Procedure(id)
7 );
8
9 startTest:
10 INSERT INTO Test(procedureId, startUTC)
11 VALUES (?, ?);
12
13 endTest:
14 UPDATE Test
15 SET endUTC = ?
16 WHERE id = ?;
17
18 lastInsertedRowId:
19 SELECT last_insert_rowid();

```

Listing B.5: SQL Schema for Test

```

1 CREATE TABLE IF NOT EXISTS ActionResult (
2     id INTEGER PRIMARY KEY AUTOINCREMENT NOT NULL,
3     testId INTEGER NOT NULL,
4     actionId INTEGER NOT NULL,
5     initState TEXT NOT NULL,
6     endState TEXT,
7     startUTC TEXT NOT NULL,
8     endUTC TEXT,
9     FOREIGN KEY (testId) REFERENCES Test(id),
10    FOREIGN KEY (actionId) REFERENCES Action(id)
11 );
12
13 startResult:
14 INSERT INTO ActionResult(testId, actionId, initState, startUTC)
15 VALUES (?, ?, ?, ?);
16
17 finishResult:
18 UPDATE ActionResult
19 SET endState = ?, endUTC = ?
20 WHERE id = ?;
21
22 lastInsertedRowId:
23 SELECT last_insert_rowid();

```

Listing B.6: SQL Schema for ActionResult

# References

- [1] Immanuel Barshi, Robert Mauro, Asaf Degani et al. *Designing Flightdeck Procedures*. eng. Ames Research Center, Nov. 2016. URL: <https://ntrs.nasa.gov/citations/20160013263>.
- [2] Atul Gawande. *The Checklist Manifesto: How To Get Things Right*. Main Edition. Profile Books, July 2010. ISBN: 9781846683145.
- [3] Civil Aviation Authority. *Aircraft Emergencies: Considerations for air traffic controllers*. CAP 745. Mar. 2005. URL: <https://www.caa.co.uk/cap745>.
- [4] National Transportation Safety Board. *Loss of Thrust in Both Engines After Encountering a Flock of Birds and Subsequent Ditching on the Hudson River*. Technical Report PB2010-910403. May 2010. URL: <https://www.nts.gov/investigations/Pages/DCA09MA026.aspx>.
- [5] William R. Knecht and Michael Lenz. *Causes of General Aviation Weather-Related, Non-Fatal Incidents: Analysis Using NASA Aviation Safety Reporting System Data*. Tech. rep. DOT/FAA/AM-10/13. FAA Office of Aerospace Medicine Civil Aerospace Medical Institute, Sept. 2010.
- [6] Civil Aviation Authority. *Guidance on the Design, Presentation and Use of Emergency and Abnormal Checklists*. CAP 676. Aug. 2006. URL: <https://www.caa.co.uk/cap745>.
- [7] Transport Safety Board of Canada. *Aviation Investigation Report In-Flight Fire Leading to Collision with Water Swissair Transport Limited McDonnell Douglas MD-11 HB-IWF Peggy’s Cove, Nova Scotia 5 nm SW 2 September 1998*. A98H0003. Feb. 2003. URL: <https://www.tsb.gc.ca/eng/rapports-reports/aviation/1998/a98h0003/a98h0003.pdf>.
- [8] National Transportation Safety Board. *Aircraft Accident Report Northwest Airlines, Inc c-Donnell Douglas DC-9-82, N312RC, Detroit Metropolitan Wayne County Airport Romulus, Michigan*. PB88-910406. Aug. 1987. URL: <https://www.nts.gov/investigations/AccidentReports/Reports/AAR8805.pdf>.
- [9] NASA Langley Formal Methods Research Program. *Langley Formal Methods Program • What is Formal Methods*. URL: <https://shemesh.larc.nasa.gov/fm/fm-what.html> (visited on 20/05/2024).
- [10] Odile Laurent. ‘Using Formal Methods and Testability Concepts in the Avionics Systems Validation and Verification (V&V) Process’. In: *2010 Third International Conference on Software Testing, Verification and Validation*. 2010, pp. 1–10. DOI: [10.1109/ICST.2010.38](https://doi.org/10.1109/ICST.2010.38).
- [11] Nick Battle. *VDMJ*. URL: <https://github.com/nickbattle/vdmj> (visited on 21/04/2024).
- [12] Peter Gorm Larsen, Kenneth Lausdahl, Peter Jørgensen et al. *Overture VDM-10 Tool Support: User Guide*. TR-2010-02. Apr. 2013. Chap. 16, pp. 81–98. URL: <https://raw.githubusercontent.com/overturetool/documentation/editing/documentation/UserGuideOvertureIDE/OvertureIDEUserGuide.pdf>.
- [13] Kyushu University. *The VDM Toolbox API*. Version 1.0. 2016. URL: [https://github.com/vdmttools/vdmttools/raw/stable/doc/api-man/ApiMan\\_a4E.pdf](https://github.com/vdmttools/vdmttools/raw/stable/doc/api-man/ApiMan_a4E.pdf).
- [14] Raoul-Gabriel Urma. ‘Alternative Languages for the JVM’. In: *Java Magazine* (July 2014). URL: <https://www.oracle.com/technical-resources/articles/java/architect-languages.html> (visited on 05/05/2024).
- [15] JetBrains s.r.o. *Kotlin Programming Language*. URL: <https://kotlinlang.org/> (visited on 21/04/2024).
- [16] Google LLC. *Kotlin and Android | Android Developers*. URL: <https://developer.android.com/kotlin> (visited on 21/04/2024).
- [17] OpenJFX. *JavaFX*. URL: <https://openjfx.io/> (visited on 21/04/2024).

- [18] FormDev Software GmbH. *FlatLaf - Flat Look and Feel* | FormDev. URL: <https://www.formdev.com/flatlaf/> (visited on 21/04/2024).
- [19] JetBrains s.r.o. *Compose Multiplatform UI Framework* | JetBrains | JetBrains: Developer Tools for Professionals and Teams. URL: <https://www.jetbrains.com/lp/compose-multiplatform/> (visited on 21/04/2024).
- [20] Google LLC. *Flutter - Build apps for any screen*. URL: <https://flutter.dev/> (visited on 21/04/2024).
- [21] Laminar Research. *X-Plane* | The world's most advanced flight simulator. URL: <https://www.x-plane.com/> (visited on 21/04/2024).
- [22] Lockheed Martin Corporation. *Prepar3D - Next Level Training. World class simulation. Be ahead of ready with Prepar3D*. URL: <https://www.prepar3d.com/> (visited on 21/04/2024).
- [23] NASA Ames Research Center Diagnostics and Prognostics Group. *X-Plane Connect*. URL: <https://github.com/nasa/XPlaneConnect> (visited on 21/04/2024).
- [24] Google LLC. *Lists - Material Design 3*. URL: <https://m3.material.io/components/lists/guidelines> (visited on 13/05/2024).
- [25] Google LLC. *Top app bar - Material Design 3*. URL: <https://m3.material.io/components/top-app-bar/guidelines> (visited on 13/05/2024).
- [26] Adriel Café. *Overview* | Voyager. URL: <https://voyager.adriel.cafe/> (visited on 13/05/2024).
- [27] Koin and Kotzilla. *Koin - The pragmatic Kotlin Injection Framework - developed by Kotzilla and its open-source contributors*. URL: <https://insert-koin.io/> (visited on 13/05/2024).
- [28] Adriel Café. *Koin integration* | Voyager. URL: <https://voyager.adriel.cafe/screenmodel/koin-integration> (visited on 13/05/2024).
- [29] Square, Inc. *Overview - SQLDelight*. Version 2.0.2. URL: <https://cashapp.github.io/sqldelight/2.0.2/> (visited on 14/05/2024).
- [30] Hipp, Wyrick & Company, Inc. *About SQLite*. URL: <https://www.sqlite.org/about.html> (visited on 14/05/2024).
- [31] Docker Inc. *What is a Container?* | Docker. URL: <https://www.docker.com/resources/what-container/> (visited on 14/05/2024).
- [32] Hipp, Wyrick & Company, Inc. *How SQLite Is Tested*. URL: <https://www.sqlite.org/testing.html> (visited on 14/05/2024).
- [33] Nick Battle. *vdmj/LICENCE at master · nickbattle/vdmj*. URL: <https://github.com/nickbattle/vdmj/blob/master/LICENCE> (visited on 14/05/2024).
- [34] Free Software Foundation, Inc. *The GNU General Public License v3.0 - GNU Project - Free Software Foundation*. URL: <https://www.gnu.org/licenses/gpl-3.0.en.html> (visited on 14/05/2024).
- [35] Free Software Foundation, Inc. *Frequently Asked Questions about the GNU Licenses - GNU Project - Free Software Foundation*. URL: <https://www.gnu.org/licenses/gpl-faq.html#IfLibraryIsGPL> (visited on 14/05/2024).
- [36] Mike Frizzell. *Maven Folder Structure Re-org by frizman21 · Pull Request #227 · nasa/X-PlaneConnect*. URL: <https://github.com/nasa/XPlaneConnect/pull/227> (visited on 13/05/2024).
- [37] Jason Watkins. *Publish Java library to maven repo · Issue #223 · nasa/XPlaneConnect - Comment*. URL: <https://github.com/nasa/XPlaneConnect/issues/223#issuecomment-870819396> (visited on 13/05/2024).
- [38] JitPack. *JitPack* | Publish JVM and Android libraries. URL: <https://jitpack.io/> (visited on 13/05/2024).
- [39] Gradle Inc. *gitRepository*. URL: <https://docs.gradle.org/current/kotlin-dsl/gradle/org.gradle.vcs/-source-control/git-repository.html> (visited on 13/05/2024).
- [40] Jendrik Johannes. *Git repository at <url> did not contain a project publishing the specified dependency*. URL: <https://discuss.gradle.org/t/git-repository-at-url-did-not-contain-a-project-publishing-the-specified-dependency/34019/2> (visited on 13/05/2024).
- [41] Gradle Inc. *Migrating Builds From Apache Maven*. Version 8.7. 2023. URL: [https://docs.gradle.org/current/userguide/migrating\\_from\\_maven.html#migmvn:automatic\\_conversion](https://docs.gradle.org/current/userguide/migrating_from_maven.html#migmvn:automatic_conversion).

- 
- [42] The JUnit Team. *JUnit 5 User Guide - Migrating from JUnit 4*. URL: <https://github.com/smyalgames/XPlaneConnect/commit/e7b8d1e811999b4f8d7230f60ba94368e14f1148> (visited on 15/05/2024).